Established 1981
Advanced Test Equipment Rentals
www.atecorp.com 800-404-ATEC (2832)

REVISIONS				
ZONE	REV	DESCRIPTION	DATE	APPROVED
	A	ECN #0105	8–28–96	
	B	ECN #0264	9–14–00	MRV

SPECIFICATIONS:
POWER RATING: 100 WATT CW (BI–DIRECTIONAL)
FREQUENCY RANGE & VSWR:
DC TO 1GHz AT 1.10:1 MAX.
1GHz TO 2.4GHz AT 1.25:1 MAX.
AMBIENT TEMPERATURE RANGE: –40°C TO +40°C
CONNECTOR: N–TYPE FEMALES
– TRI–ALLOY PLATED
DRY LOAD: CONVECTION COOLED

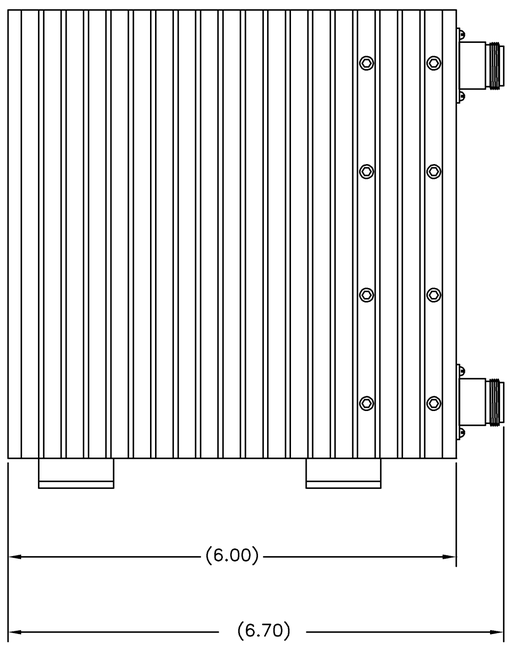

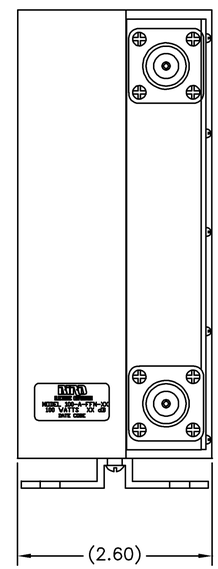

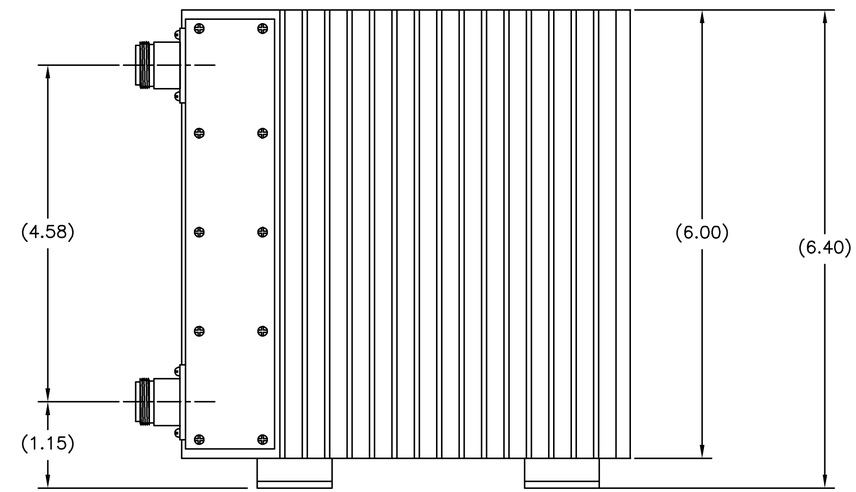

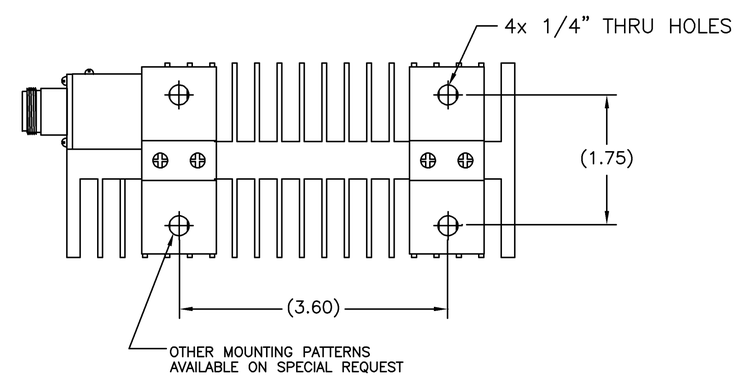

XX = DASH NUMBER (dB VALUE)

DASH NO.	dB ATTEN.	DC – 1GHz ATTENUATOR	1 – 2.4GHz ACCURACY ±dB
–30	30	±0.8 dB	±1.3 dB
–20	20	±0.5 dB	±1.0 dB
–10	10	±0.4 dB	±0.8 dB
–06	6	±0.4 dB	±0.6 dB
–03	3	±0.3 dB	±0.5 dB
–02	2	±0.3 dB	±0.5 dB
–01	1	±0.3 dB	±0.5 dB

NOTE:
FOR VALUES NOT LISTED, REFER TO THE NEXT HIGHER ATTENUATION LEVEL FOR SPECIFICATIONS. FOR ATTENUATION VALUES GREATER THAN THE HIGHEST LISTED ATTENUATION VALUE, REFER TO THE VALUE 1/2 THE DESIRED ATTENUATION LEVEL, THEN DOUBLE THE LISTED SPECIFICATION VALUES, UNLESS OTHERWISE SPECIFIED.

DIMENSIONS HEREON ARE FOR CUSTOMER CONVENIENCE AND REFERENCE ONLY. TOLERANCE TO BE APPLIED ONLY WHERE INDIVIDUALLY STATED ON THE RESPECTIVE DIMENSION. –DO NOT SCALE DRAWING–

UNLESS OTHERWISE SPECIFIED DIMENSIONS ARE IN INCHES TOLERANCES ARE:
FRACTIONS ±1/64 | DECIMALS .XX= ±.010 .XXX= ±.005 | ANGLES ±30'
MILLIMETERS .X= ±.4 .XX= ±.12
DO NOT SCALE DRAWING
MATERIAL
FINISH

THIS DRAWING IS THE PROPERTY OF THE BIRD ELECTRONIC CORPORATION. THE DESIGNS AND SPECIFICATIONS DISCLOSED HEREON ARE PROPRIETARY AND SHALL NOT BE REPRODUCED, NOR COPIED, NOR USED AS THE BASIS FOR THE MANUFACTURE OR SALE OF APPARATUS OR DEVICES WITHOUT THEIR EXPRESS WRITTEN CONSENT.

APPROVALS		DATE
DRAWN	D.M.RINK	11–8–02
CHECKED	M. VERDERBER	11–8–02
APPROVED	M. VERDERBER	11–8–02
	AUTOCAD	

Bird Electronic Corporation
Cleveland (Solon) Ohio USA

TITLE: ATTENUATOR, CONVECTION COOLED, 100W
SIZE: D | FSCM NO.: 70998 | DWG. NO.: 100–A–FFN–XX | REV: B
SCALE: 1:1 | COMM CODE: AT1 | SHEET: 1 OF 1

DWG. NO. 100–A–FFN–XX REV. B