









SUMI-TYPE25ES-KIT-2-ACCY01
Accessory Kit

Part #	Description	Qty	
SUMI-BU-25	Battery Pack (Installed)	1	
SUMI-BU-25-COV01	Battery Cover (Installed)	1	
SUMI-FC7	Cleaver	1	
SUMI-FC7-CASE01	Carry Case for FC7 With shoulder strap	1	
SUMI-FC7-STRAP01	Wrist Strap for FC7 Cleaver	1	
SUMI-FHS-025	Fiber Holder for 0.25mm	2	







SUMI-TYPE25ES-KIT-2-ACCY01
Accessory Kit

Part #	Description	Qty	
SUMI-FHS-09	Fiber Holder for 0.9mm	2	
SUMI-JR-M03	Jacket Remover	1	
SUMI-OME0426025E	Operation Manual for FC7 Cleaver	1	
SUMI-OME0264081-1A	Quick Ref. Guide for Type25eM/25eS/25eS-L	1	
SUMI-OME0624081M	Operation Guide for Type25eM/25eS/25eS-L	1	
SUMI-SF-ADAPT01	Single Fiber Adapter	1	



SUMI-TYPE25ES-KIT-2-ACCY01
Accessory Kit

Part #	Description	Qty	
SUMI-T25-ADC1240	AC Adapter-Green Tip	1	
SUMI-T25-AS242570	Adapter Power Cord	1	
SUMI-TYPE-CASE01	Hard Carry Case	1	
SUMI-TYPE-STRAP01	Shoulder Strap for the TYPE Unit (Installed)	1	
SUMI-VGB-300-CR	Groove Brush w/Cover	1	