




Measuring Dielectric Properties using Agilent's Materials Measurement Solutions

A wide variety of industries need a better understanding of the materials they are working with to shorten design cycles, process monitoring, and quality assurance. Every material has a unique set of electrical characteristics that are dependent on its dielectric properties. Accurate measurements of these properties can provide scientists and engineers with valuable information to properly incorporate the material into its intended application. A dielectric materials measurement can provide critical design parameter information for many electronics applications. For example, the loss of a cable insulator, the impedance of a substrate, or the frequency of a dielectric resonator can be related to its dielectric properties. More recent applications in the area of aerospace, automotive, food and medical industries have also been found to benefit from knowledge of dielectric properties.

The material evaluation systems that generate these measurements must combine precise measurement instruments, test fixtures that hold the material under test (MUT), and software that calculate and display material parameters. Agilent offers you fast, accurate and often non-destructive solutions.

The measurement instruments, such as network analyzers, impedance analyzers and LCR meters provide accurate measurement results with wide frequency range up to 1.1 THz. Fixtures are available



that are based on coaxial probe, parallel plate, coaxial/waveguide transmission lines, free space and resonant cavity methods. The easy-to-use materials measurement software streamlines the process of measuring complex permittivity and permeability. The table below shows product examples that can be measured by Agilent's material test solutions.

- Fast, accurate and non-destructive solutions
- Wide frequency coverage, up to 1.1 THz
- A variety of measurement methods supported

Industry	Application/products
Electronics	Capacitor, substrates, PCB, PCB antenna, ferrites, absorbers, SAR phantom materials
Aerospace/defense	Stealth, RAM (radiation absorbing materials), radomes
Industrial materials	Ceramics & composites: A/D and automotive components, coatings Polymers & plastics: fibers, films, insulation materials Hydrogel: disposable diaper, soft contact lens Liquid crystal: displays Other products containing these materials: tires, paint, adhesives, etc.
Food & agriculture	Food preservation (spoilage) research, food development for microwave, packaging, moisture measurements
Forestry & mining	Moisture measurements in wood or paper, oil content analysis
Pharmaceutical & medical	Drug research and manufacturing, bio-implants, human tissue characterization, biomass, fermentation



Measurement techniques

There are several measurement techniques that exist for measuring dielectric properties of materials. Users need to verify which technique is appropriate for their MUT. Agilent solutions cover all the measurement techniques.

Coaxial probe method

The coaxial probe method is best for liquids and semi-solid (powder) materials. The method is simple, convenient, non-destructive and with one measurement. A typical measurement system consists of a network analyzer or impedance analyzer, a coaxial probe and software. Both the software and the probe are included in the Agilent 85070E dielectric probe kit. Depending on the analyzer and probe used, we can measure from 10 MHz to 50 GHz.

The high temperature probe (a) withstands a wide -40 to $+200^{\circ}\text{C}$ temperature range. The large flange allows measurements of flat surfaced solid materials, in addition to liquids and semi-solids. The slim probe (b) allows it to fit easily in fermentation tanks, chemical reaction chambers, or other equipment with small apertures. The performance probe (c) combines rugged, high temperature and frequency performance in a slim design. The probe can be autoclaved, so it is perfect for applications in the food, medical, and chemical industries where sterilization is a must.

Transmission line method

The transmission line method is a broadband technique for machine-able solids. It puts the MUT inside a portion of an enclosed transmission line.


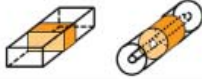
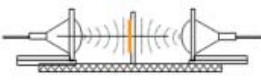
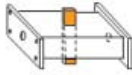


Coaxial Probe ϵ_r		Broadband, convenient, non-destructive Best for lossy MUTs; liquids and semi-solids
Transmission Line ϵ_r and μ_r		Broadband Best for lossy to low loss MUTs; machineable solids
Free Space ϵ_r and μ_r		Broadband; Non-contacting Best for flat sheets, powders, high temperatures
Resonant Cavity ϵ_r		Single frequency; Accurate Best for low loss MUTs; small samples
Parallel Plate ϵ_r		Accurate Best for low frequencies; thin, flat sheets
Inductance measurement μ_r		Accurate, simple measurement, a toroidal core structure is required

Figure 1. Materials measurement techniques

Free space method

Free space methods use antennas to focus microwave energy at or through a slab of material. This method is non-contacting and can be applied under high temperatures. It is especially useful at mm-wave frequencies.

Resonant cavity method

Resonant cavities are high Q structures that resonate at certain frequencies. A sample of the material affects the center frequency and Q factor of the cavity. The permittivity can be calculated from these parameters. Agilent offers 85072A 10 GHz split cylinder resonator, as well as Split post dielectric resonators (SPDR).


Parallel plate capacitor method

The parallel plate capacitor method involves sandwiching a thin sheet of material between two electrodes to form a capacitor. The method works best for

accurate, low frequency measurements of thin sheets or liquids. A typical measurement system using the parallel plate method consists of an LCR meter or impedance analyzer. Agilent offers several test fixtures such as 16451B, 16452A and 16543A depending on material types and applied frequency ranges that can cover up to 1 GHz.

Inductance measurement method

This method derives the permeability by measuring the inductance of the material (toroidal core). The concept is to wind some wire around MUT and evaluate the inductance with respect to the ends of the wire. The Agilent 16454A magnetic material test fixture provides an ideal structure for single-turn inductor, with no flux leakage when a toroidal core is inserted in it.



Agilent 85070E dielectric probe kit

Measurement systems

Agilent offers a variety of fixtures and measurement instruments that covers many material types. The software is also provided depending on required measurement techniques or instruments. See related literature for more information.

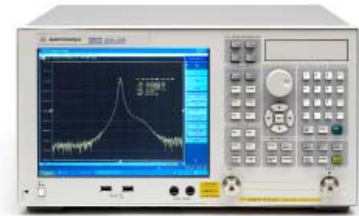
Test fixtures and instruments

The lineup of Agilent test fixtures is summarized in Figure 2. See Table 1 for available measurement instruments.

Agilent network analyzers, up to 1.1 THz



PNA family network analyzers



ENA series network analyzers

4294A precision impedance analyzer, 40 Hz to 110 MHz



E4991A impedance/material analyzer, 1 MHz to 3 GHz

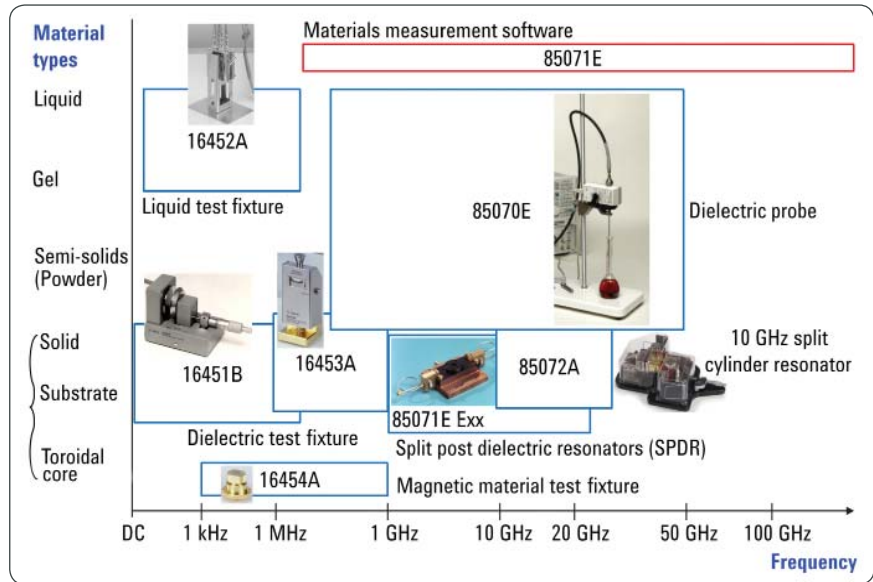


Figure 2. Agilent materials measurement fixtures

Table 1. Agilent test fixtures and instruments

		PNA	ENA	FieldFox	E4991A	4294A	E4980A	4285A	
85070E	Dielectric probe kit	•	•	•	•				Coaxial probe
85071E Exx	Split post dielectric resonators (SPDR)	•	•	•					Resonant cavity
85072A	10 GHz split cylinder resonator	•							Resonant cavity
16451B	Dielectric material test fixture					•	•	•	Parallel plate
16452A	Liquid test fixture					•	•	•	Parallel plate
16453A	Dielectric material test fixture				•				Parallel plate
16454A	Magnetic material test fixture				•	•			Inductance

Software

The Agilent 85071E materials measurement software streamlines the process of measuring complex permittivity and permeability with a network analyzer. The easy-to-use software guides the user through setup and measurement, instantly converting S-parameter network analyzer data into the data format of your choice and displaying the results within seconds. Results can be charted in a variety of formats: ϵ_r , ϵ_r' , $\tan \delta$, μ_r , μ_r' , $\tan \delta_m$ and Cole-Cole.

A variety of measurement methods and mathematical models are provided to meet most application needs. The free space calibration option provides Agilent's exclusive gated reflect line (GRL) calibration for measuring materials in free space. Arch reflectivity option automates popular NRL arch method for measuring reflections off the surface of a sample. Resonant cavity option offers the highest loss tangent accuracy and resolution.

Related Literature

Basics of Measuring the Dielectric Properties of Materials, Application note, Literature number 5989-2589EN

Solutions for Measuring Permittivity and Permeability with LCR Meters and Impedance Analyzers, Application note, Literature number 5980-2862EN

Split Post Dielectric Resonators for Dielectric Measurements of Substrates, Application note, Literature number 5989-5384EN

Agilent 85070E Dielectric Probe Kit, Technical overview, Literature number 5989-0222EN

Agilent 85071E Materials Measurement Software, Technical overview, Literature number 5988-9472EN

Agilent 85072A 10-GHz Split Cylinder Resonator, Technical overview, Literature number 5989-6182EN

Agilent LCR Meters, Impedance Analyzers and Test Fixtures, Selection guide, Literature number 5952-1430E

Web Resources

Visit our websites for additional product information.

Materials Test Equipment:
www.agilent.com/find/materials

Network Analyzers:
www.agilent.com/find/na

Impedance Analyzers and LCR Meters:
www.agilent.com/find/impedance



Three-Year Warranty

www.agilent.com/find/ThreeYearWarranty

Agilent's combination of product reliability and three-year warranty coverage is another way we help you achieve your business goals: increased confidence in uptime, reduced cost of ownership and greater convenience.



Agilent Advantage Services

www.agilent.com/find/AdvantageServices

Accurate measurements throughout the life of your instruments.



www.agilent.com/quality



myAgilent

www.agilent.com/find/myagilent

A personalized view into the information most relevant to you.

Agilent Channel Partners

www.agilent.com/find/channelpartners

Get the best of both worlds: Agilent's measurement expertise and product breadth, combined with channel partner convenience.

For more information on Agilent Technologies' products, applications or services, please contact your local Agilent office. The complete list is available at: www.agilent.com/find/contactus

Americas

Canada	(877) 894 4414
Brazil	(11) 4197 3600
Mexico	01800 5064 800
United States	(800) 829 4444

Asia Pacific

Australia	1 800 629 485
China	800 810 0189
Hong Kong	800 938 693
India	1 800 112 929
Japan	0120 (421) 345
Korea	080 769 0800
Malaysia	1 800 888 848
Singapore	1 800 375 8100
Taiwan	0800 047 866
Other AP Countries	(65) 375 8100

Europe & Middle East

Belgium	32 (0) 2 404 93 40
Denmark	45 45 80 12 15
Finland	358 (0) 10 855 2100
France	0825 010 700* *0.125 €/minute
Germany	49 (0) 7031 464 6333
Ireland	1890 924 204
Israel	972-3-9288-504/544
Italy	39 02 92 60 8484
Netherlands	31 (0) 20 547 2111
Spain	34 (91) 631 3300
Sweden	0200-88 22 55
United Kingdom	44 (0) 118 927 6201

For other unlisted countries:

www.agilent.com/find/contactus

(BP-3-1-13)

Product specifications and descriptions in this document subject to change without notice.

© Agilent Technologies, Inc. 2013
Published in USA, April 5, 2013
5991-2171EN

