

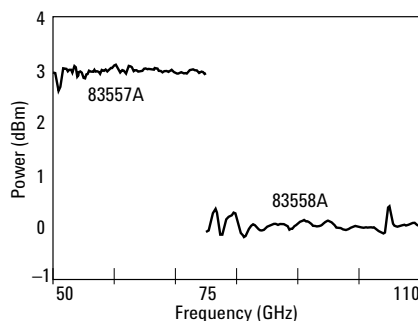
Agilent 83557A/83558A 50 to 75 GHz/75 to 110 GHz mm-Wave Source Modules

High performance in a small package

Utilize the Agilent Technologies 83557A/83558A mm-wave source modules to obtain high power, high quality signals covering the full waveguide bands of 50 to 75 GHz (V band) and 75 to 110 GHz (W band). These efficient frequency multipliers translate a 50 mW (+17 dBm) microwave signal (12.5 to 18.75 GHz) to a mm-wave signal at a very low cost compared to other alternatives. With their reliable, solid state design, these modules are small and lightweight and can be operated remotely from the driving source to better accommodate your measurement setup needs.

High output power

With >+2 dBm to 75 GHz and >-1 dBm to 110 GHz, these mm-wave source modules can be used as LO's in mixer measurements and provide additional dynamic range for insertion loss/gain measurements. The output power is leveled to provide level control and improved source match at the device under test. Additionally, the output power level can be read from the front of the source, or on the 8349B amplifier, depending on your configuration.



Typical maximum leveled output power for V and W band mm-wave source modules

Spectral purity

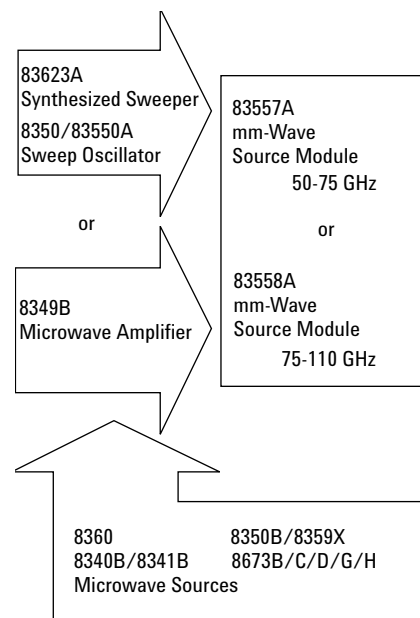
The 83557A/83558A source modules offer harmonic and sub-harmonic suppression of <-20 dBc when used with low harmonic sources like the 8360 series synthesized sweeper, the 8673C/D synthesized signal generators, or the standard 8350B/83550A sweep oscillator. In many mm-wave measurements, low harmonics are important to achieve greater measurement accuracy and increased dynamic range.

Dedicated sources simplify connections

Use the 83623A synthesized sweeper or the 8350B/83550A sweep oscillator to drive these source modules directly without requiring an external amplifier. With a dedicated source module interface, these sources display both the frequency and the power level at the module's output. Or, choose from a wide range of sources to drive the source modules using an 8349B microwave amplifier. The 8350B sweep oscillator makes an excellent, low-cost, swept source. For increased frequency accuracy and stability, use the 8360 series synthesized sweepers, the 8340/41 series synthesized sweepers, or the 8673 series synthesized signal generators.

Swept V/W band network analysis

With the 8757 scalar network analyzer, or the 8510 vector network analyzer, complete V and W band measurement systems can be configured using the 8350B, 8360 series, or 8340B/8341B microwave sweepers and the mm-wave source modules. Using the 8757, simultaneous scalar reflection and transmission measurements can be made in waveguide. With the 8510, full S-parameter measurements can be made using two microwave sources and the 83557A/83558A mm-wave modules.



Specifications

Specifications describe the instrument's warranted performance over the temperature range 0° to 55°C (except where noted). Supplemental characteristics are intended to provide information useful in applying the instrument by giving typical but non-warranted performance parameters. These are denoted as "typical," "nominal," or "approximately."

Agilent 83557A 50-75 GHz	8350B/83550A or 8350B/83592C/95C 8349B	83623A or 83624A	8341B Opt. 003' 8349B	8673C/D' 8349B
Leveled Power Range (25 ± 5 °C)	-5 to +2 dBm	-5 to +3 dBm	-5 to +2 dBm	-5 to +2 dBm
Unleveled (Opt. 001)	-5 to +4 dBm	-5 to +4 dBm	-5 to +4 dBm	-5 to +4 dBm
Power Level Accuracy (25 ± 5 °C)	±2.5 dB	±2.0 dB	±2.5 dB	±2.5 dB
Power Flatness (Max Leveled Power)	±2.0 dB	±1.5 dB	±2.0 dB	±2.0 dB
Source Output SWR				
Leveled	2.0	2.0	2.0	2.0
Unleveled (Typically)	3.0	3.0	3.0	3.0
Spurious Signals ²	-20 dBc	-20 dBc	-20 dBc	-20 dBc

Agilent 83558A 75-110 GHz	8350B/83550A or 8350B/83592C/95C 8349B	83623A or 83624A	8341B Opt. 003' 8349B	8673C/D' 8349B
Leveled Power Range (25 ± 5 °C)	-5 to -1 dBm	-5 to 0 dBm	-5 to -1 dBm	-5 to -1 dBm
Unleveled (Opt. 001)	-5 to +1 dBm	-5 to +1 dBm	-5 to +1 dBm	-5 to +1 dBm
Power Level Accuracy (25 ± 5 °C)	±2.5 dB	±2.0 dB	±2.5 dB	±2.5 dB
Power Flatness (Max Leveled Power)	±2.0 dB	±1.5 dB	±2.0 dB	±2.0 dB
Source Output SWR				
Leveled	2.0	2.0	2.0	2.0
Unleveled (Typically)	3.0	3.0	3.0	3.0
Spurious Signals	-20 dBc	-20 dBc	-20 dBc	-20 dBc

Common Specifications

Frequency Accuracy, Resoluton, and Stability	4 (83557A) or 6 (83558A) times the frequency accuracy, resolution, and stability of the input signal. Accuracy is the same as the time base for synthesized sources.			
External Pulse Modulation On/Off Ratio	>80 dB (>60 dB for 83550A)	>80 dB	>80 dB	>80 dB
Rise/Fall Time (Typically)	10 ns (25 ns for 83550A)	50 ns	50 ns	40 ns
Min Leveled RF Pulse Width (Typically)	1 µs	1 µs	1 µs	1 µs
Amplitude Modulation				
Rate (3 dB BW) (Typically)	DC – 100 kHz	DC – 250 kHz	DC – 100 kHz	DC – 100 kHz
Sensitivity (Typically)	1 dB/V		(100%/V, for synthesized sources)	

1. Specifications apply for low harmonic sources only. The standard 8340B/8341B and the 8673B/G/H also provide the same source capabilities except the spurious output of the modules is at 0 dBc.

2. Expressed in dB relative to the carrier (dBc)

General Specifications

Input Frequencies	12.5 to 18.75 GHz
Minimum input power level into RF input cable	+17 dBm (50 mW)
Maximum input power level into RF input cable	+27 dBm (0.5 W)
Waveguide output connector 83557A	EIA size WR-15 waveguide. Mates with JAN UG 385 flange.
83558	EIA size WR-10 waveguide. Mates with JAN UG 387 (mod.) flange.
Weight	Net, 1.8 kg (4 lb.)

Ordering Information

Agilent 83557A 50 to 75 GHz mm-Wave Source Module

- Option 001** Deletes Leveling Coupler and Detector
- Option 910** Extra Manual
- Option W30** Two Additional Years of Return-to-Agilent Service

Agilent 83558A 75 to 110 GHz mm-Wave Source Module

- Option 001** Deletes Leveling Coupler and Detector
- Option 910** Extra Manual
- Option W30** Two Additional Years of Return-to-Agilent Service

Agilent 8349B 2.0 to 20.0 GHz Microwave Amplifier

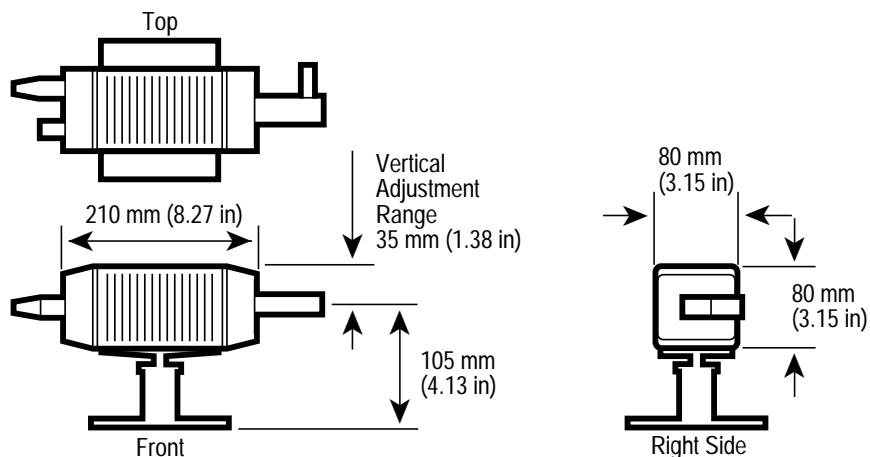
- Option 001** Rear Panel RF Input/Output
- Option 002** Rear Panel RF Input and Front Panel Output
- Option 910** Extra Manual
- Option W30** Two Additional Years of Return-to-Agilent Service

Furnished with each 83557A

Operating and Service Manual	Part number 83557-90019
Procedure and Parts for 8340 Series/83590 Series	
0.5 V/GHz Modification	83557-90016
RF Cable	5061-5359
Source Module Interface	5061-5391
Module Base Assembly	83557-60010

Furnished with each 83558A

Operating and Service Manual	Part number 83558-90019
Procedure and Parts for 8340 Series/83590 Series	
0.5 V/GHz Modification	83558-90016
RF Cable	5061-5359
Source Module Interface	5061-5391
Module Base Assembly	83558-60010



Agilent Technologies' Test and Measurement Support, Services, and Assistance

Agilent Technologies aims to maximize the value you receive, while minimizing your risk and problems. We strive to ensure that you get the test and measurement capabilities you paid for and obtain the support you need. Our extensive support resources and services can help you choose the right Agilent products for your applications and apply them successfully. Every instrument and system we sell has a global warranty. Support is available for at least five years beyond the production life of the product. Two concepts underlie Agilent's overall support policy: "Our Promise" and "Your Advantage."

Our Promise

"Our Promise" means your Agilent test and measurement equipment will meet its advertised performance and functionality. When you are choosing new equipment, we will help you with product information, including realistic performance specifications and practical recommendations from experienced test engineers. When

you use Agilent equipment, we can verify that it works properly, help with product operation, and provide basic measurement assistance for the use of specified capabilities, at no extra cost upon request. Many self-help tools are available.

Your Advantage

"Your Advantage" means that Agilent offers a wide range of additional expert test and measurement services, which you can purchase according to your unique technical and business needs. Solve problems efficiently and gain a competitive edge by contracting with us for calibration, extra-cost upgrades, out-of-warranty repairs, and on-site education and training, as well as design, system integration, project management, and other professional services. Experienced Agilent engineers and technicians worldwide can help you maximize your productivity, optimize the return on investment of your Agilent instruments and systems, and obtain dependable measurement accuracy for the life of those products.

By internet, phone, or fax, get assistance with all your test and measurement needs.

Online Assistance

www.agilent.com/find/assist

Phone or Fax

United States:
(tel) 1 800 452 4844

Canada:
(tel) 1 877 894 4414
(fax) (905) 206 4120

Europe:
(tel) (31 20) 547 2323
(fax) (31 20) 547 2390

Japan:
(tel) (81) 426 56 7832
(fax) (81) 426 56 7840

Latin America:
(tel) (305) 269 7500
(fax) (305) 269 7599

Australia:
(tel) 1 800 629 485
(fax) (61 3) 9272 0749

New Zealand:
(tel) 0 800 738 378
(fax) (64 4) 495 8950

Asia Pacific:
(tel) (852) 3197 7777
(fax) (852) 2506 9284

Product specifications and descriptions in this document subject to change without notice.

Copyright © 1989, 2000 Agilent Technologies
Printed in U.S.A. 8/00
5958-0398



Agilent Technologies

Innovating the HP Way