

Coupling Adaptors

1. Purpose

Adaptor for testing characteristics against the noise only by clamping interconnection cable of electronic equipment, in combination with FNS and INS series.

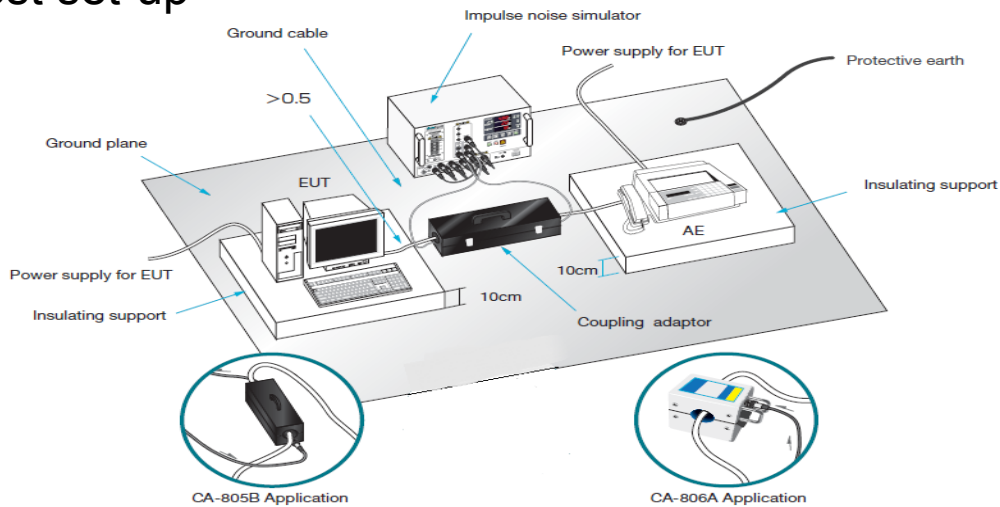
2. CA-805B Specifications

Item	Specifications
Input pulse voltage	4000V max.
Input pulse width	50~1000 ns
Input impedance	50Ω type
Diameter for clamping cable	26 mm (Max diameter)
Storage temperature	-5~55 °C
Operating temperature	15~35 °C
Operating humidity	25~75 %RH (Not condensing)
Dimensions	350 X 105 X 110 mm (Excluding projections)
Weight	Approx. 3kg

3. 15-00007A (CA-806) Specifications

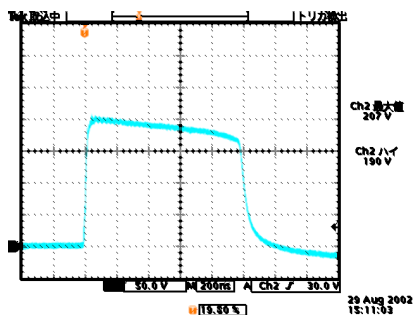
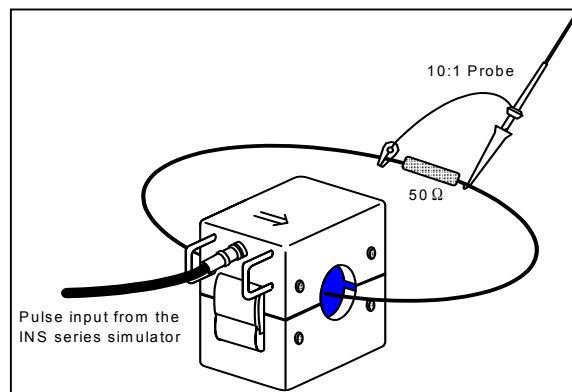
Item	Specifications
Principle	Inductive coupling
Input pulse voltage	2000V max.
Input pulse width	50~1000 ns
Coupling ratio	1/10 ± 10% of the input voltage
Termination	50Ω type terminator built-in
Storage temperature	-5~55 °C
Operating temperature	15~35 °C
Operating humidity	25~75 %RH (Not condensing)
Maximum diameter for the cable to be tested	27 mm
Dimensions	89×64×120 mm (Excluding projections)
Weight	Approx. 1kg

4. Test set-up

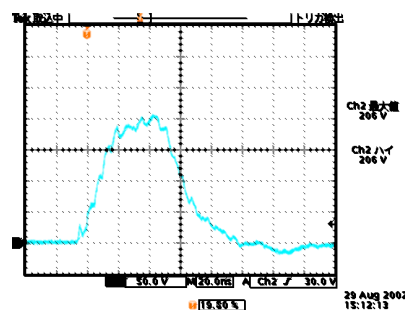


5. 15-00007A (CA-806) performance check

Make a wire loop including a 50-ohm resistor (select one with good high frequency characteristics) and clamp the loop. Care shall be taken so that the loop is horizontally positioned and forms a circle and the loop lets through the center of the clamp aperture.



Input voltage: 2 kV
 Pulse width: 1000 ns
 Load: 50 ohm
 V: 50 V/div
 H: 200 ns/div



Input voltage: 2 kV
 Pulse width: 50 ns
 Load: 50 ohm
 V: 50 V/div
 H: 10 ns/div