



TVM20 TVM35

The instant measurement system

- ✓ Place and press functionality
- ✓ Measurement of larger components with moving stage
- ✓ Exceptional ease of use
- ✓ No need for focus adjustment or sample positioning



FM 557119



Vision Engineering Ltd has been certified for the quality management system ISO 9001:2015.

Simply measure. Any shape.

A new class of measuring system from Vision Engineering. TVM20 and TVM35 mark the beginning of a new era for fast and flexible shop floor measurement. From the combination of advanced optical design and simple yet powerful software, comes a competent metrology system that can measure components of any shape.

User benefits:

- Measure entire components in seconds
- Use as a simple digital profile projector or a complete video measurement system
- **Go, No Go** simplicity with full geometric tolerancing
- Measure components of any shape; flat, square or cylindrical
- Compact, space saving design
- Modular software can be upgraded to enhance measurement capabilities



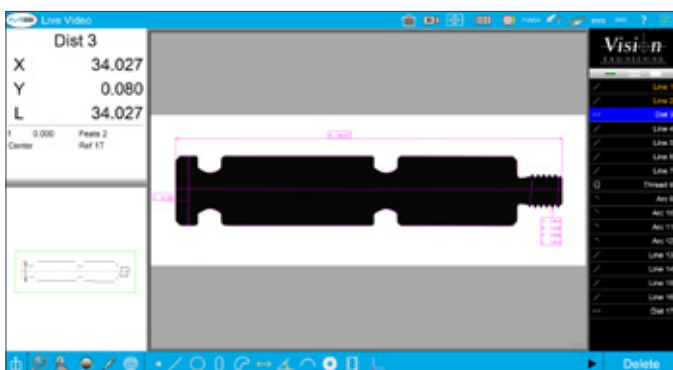
Ideal measurement system for a variety of applications including automotive, plastics, medical devices, precision engineering and electronics.



The TVM series utilises flat field telecentric optics and illumination to create a sharp image of the component on its HD monitor and improves the video edge detection capability on complex parts significantly. The availability of a moving stage makes it possible to measure components larger than the field of view.



The TVM series come with the renowned M3 measurement software with a rich suite of features as well as simple data import/export and reporting facilities.



Measurements from stitched image

- Place and measure functionality
- Minimum training required
- Eliminates operator errors with instant measurement within the field of view
- Clearly see the video image and part view on a large HD monitor
- Tolerance reports and other essential data outputs

		TVM20	TVM35
Measuring range (X,Y):	FOV Mode	18 mm x 14 mm (20 mm diagonal)	28 mm x 21 mm (35 mm diagonal)
	With moving stage	200 mm x 100 mm	200 mm x 100 mm
Maximum component height	With fixed stage	-	100 mm
	With moving stage	68 mm	68 mm
Moving stage		●	○
Measurement uncertainty:	FOV Mode	3 μm	4 μm
	With moving stage	5+(9.54L/1000)μm	7+(9.54L/1000)μm
Optics:		Telecentric lens	
Surface illumination:		Controllable and programmable LED illumination	
Substage illumination:		Controllable and programmable LED collimated illumination	
Image sensor		5MP USB 3.0 camera	
User interface		M series software in multiple languages	
Digital Comparator		●	●
Image stitching		●	●
Customisable report templates		●	●
Thread measurement		○	○
Wire insulation measurement		○	○
Data export		Multiple formats including .csv and .dxf	
Barcode scanner support		○	○
Weight	With fixed stage	-	10 kg
	With moving stage	22 kg	23 kg
Dimensions (w x d x h)	With fixed stage	-	275 x 375 x 605 (max) mm
	With moving stage	515 x 480 x 605 (max) mm	515 x 480 x 605 (max) mm

- Available as standard
- Available as an option

Find out more at: www.visioneng.com/tvm »

All product specifications and data are subject to change without notice.

