



Advanced Test Equipment Corp.

www.atecorp.com 800-404-ATEC (2832)



The Model T640

The next breakthrough in ambient particulate monitors.



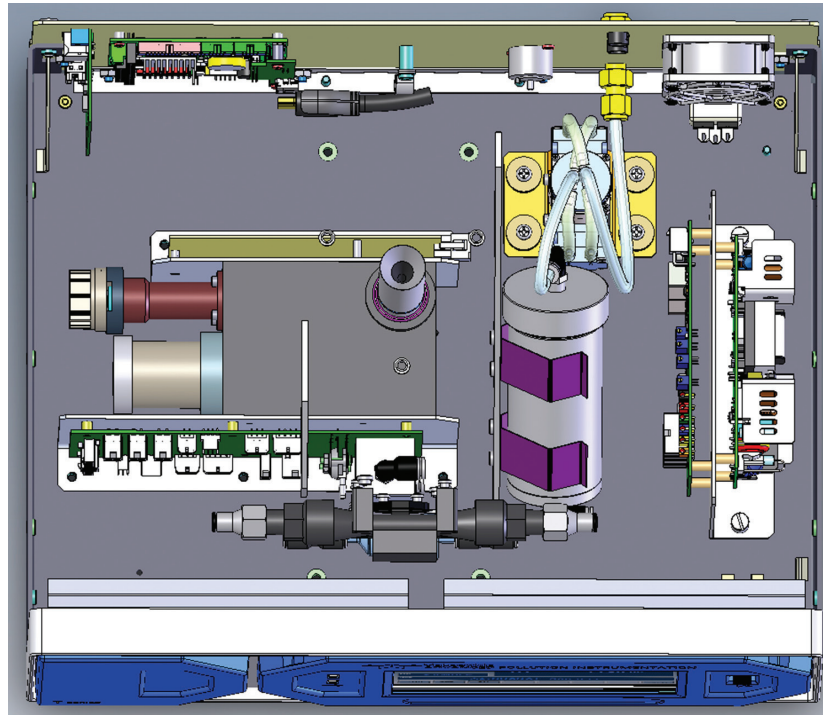
- Continuous, real-time PM₁₀ and PM_{2.5} mass concentration results
- Simple set-up and 10-minute warm up time
- Superior measurement sensitivity and precision
- Long autonomy and low power consumption
- Low maintenance and cost of operation
- US EPA-approved

Sophistication meets simplicity.

Broadband spectroscopy combining advanced LED technology with well-understood light scattering theory. An innovative and robust algorithm produces accurate mass concentration data.

Ethernet connectivity with TCP/IP MODBUS communications protocol

Robust measurement cell design provides high reliability and low maintenance

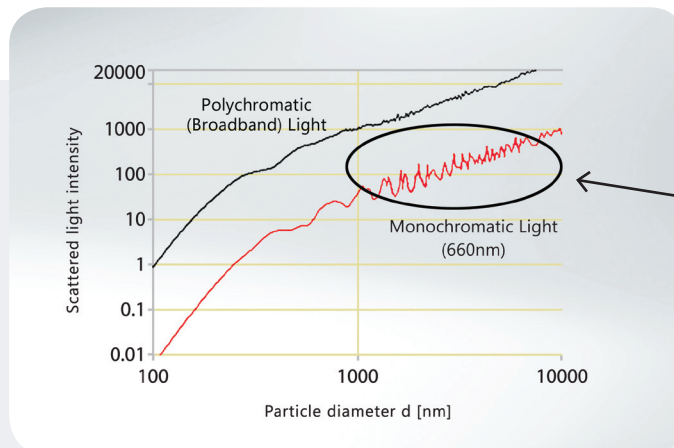


Low power consumption

Simple preventative maintenance schedule

Model T640 - Top View

Broadband vs. Laser Scattering




Traditional monochromatic laser scattering approach yields uncertainty.


The broadband approach provides an unambiguous scattered light signal for accurate measurements over a wide particle size range.

Do less and get more.

The T640 delivers 1-min or better time resolution with exceptional sensitivity and precision. The instrument is very low maintenance and requires no sample media for minimal cost of operation.



The T640 is completely self-contained and includes an internal 5-lpm vacuum pump, aerosol sample conditioner, and sample flow controller. The base model T640 is a US EPA-approved PM_{2.5} Federal Equivalent Method.



A convenient 19" rack mount chassis with front and rear panel fold down access to serviceable components. An in-line filter protects the flow sensor and pump from contamination, and is the only consumable item with a 6-month recommended replacement interval.

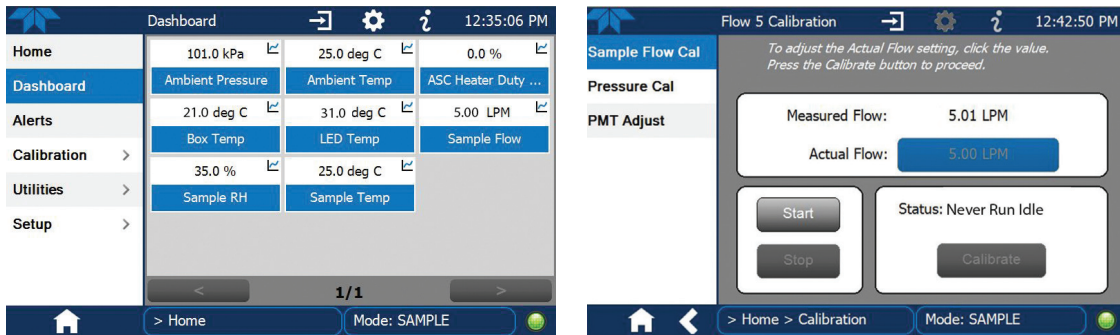


With the T640x option, the T640 can operate at 16.7-lpm and use the US EPA-approved PM₁₀ inlet. This configuration is US EPA-approved as PM₁₀, PM_{2.5}, and PM_{10-2.5} Federal Equivalent Methods. (Optional environmental enclosure shown).



Set your goals high, and then achieve them.

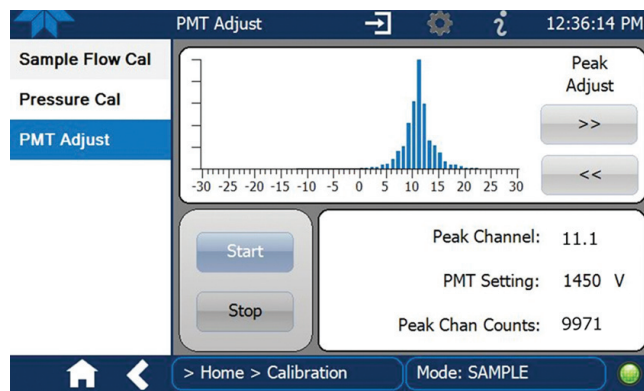
View, verify, and tune all of your instrument components with ease and confidence.



The NumaView™ software interface provides a programmable dashboard for diagnostic parameters, as well as single-point calibrations of sensors.



Avoid downtime from factory calibrations using our unique SpanDust™ procedure. Span verifications can be accomplished easily anytime in the field to avoid uncertainty and data loss.



TELEDYNE API
Everywhere you look™

9970 Carroll Canyon Road ■ San Diego, CA 92131
Ph. 858-657-9800 Fax 858-657-9816
Email api-sales@teledyne.com

For more information about the Teledyne API family of monitoring instrumentation products, call us or visit our website at:

www.teledyne-api.com

© 2018 Teledyne Advanced Pollution Instrumentation
Printed documents are uncontrolled. SAL000091C
(DCN 7554) 05.15.18

