



As with all circulators from the MAGIO range, the refrigerated circulators stand out thanks to their premium quality, high performance and intuitive operation. The devices offer extra strong pressure and suction pumps, thus fulfilling the highest demands for temperature control of external applications. Whether in basic research, material testing or technical systems – the MAGIO refrigerated circulators offer high-tech solutions for high customer requirements.

High resolution TFT touch display

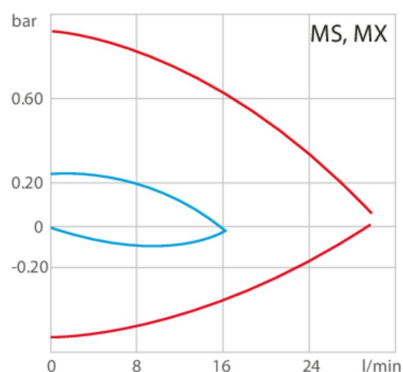
The modern TFT touch display gives you all the important information at a glance. Three large, predefined main screens clearly display data and graphics with various application priorities. Menu navigation is self-explanatory, arranged by relevance to daily operations and easy to operate with the touch of a finger. The in-built help function provides detailed support in case of additional questions.



Product features

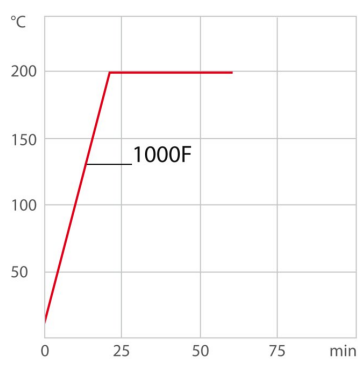
- Ideal for demanding external applications
- Simple control of complex applications
- Continuously adjustable, extremely powerful pressure / suction pump
- Flow rate 16 ... 31 l / min, pressure 0.24 ... 0.92 bar, suction 0.03 ... 0.4 bar
- Large, high-resolution TFT touch display with multilingual user interface
- Parts being in contact with the medium made of stainless steel
- Integrated programmer
- Integrated external Pt100 connection
- USB connection
- RS232 interface for online communication
- Ethernet
- analog interfaces (accessory)
- Class III (FL) according to DIN 12876-1
- Connections for solenoid valve
- Modbus TCP/IP
- Integrated pump connection M16×1

Pump capacity



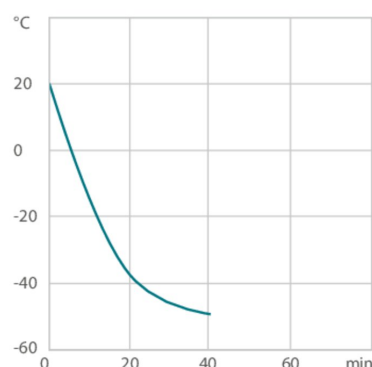
Medium: Water

Heat-up time



Medium: Thermal

Cool-down time



Medium: Ethanol

Performance values

115V/60Hz (Nema N5-20 Plug)

| | |
|-----------------------------------|---------------|
| Heating capacity kW | 1 |
| Viscosity max. cSt | 70 |
| Pump capacity flow pressure l/min | 16 ... 31 |
| Pump capacity pressure psi | 3.5 ... 13.3 |
| Maximum suction psi | -0.4 ... -5.8 |
| Power consumption A | 16 |

Order number including voltage version 9032707.02

Cooling capacity (Ethanol)

| °C | 20 | 10 | 0 | -10 | -20 | -30 | -40 |
|-----------------|----|------|------|-----|------|------|------|
| kW ¹ | 1 | 0.96 | 0.96 | 0.7 | 0.51 | 0.25 | 0.11 |

Refrigerant stage 1

| | |
|------------------------------------|---------|
| Refrigerant | R449A |
| Filling weight g | 190 |
| Global Warming Potential for R449A | 1397 |
| Carbon dioxide equivalent t | 0.26543 |

¹ Performance specifications measured in accordance with DIN 12876. Cooling capacities up to 20 °C measured with ethanol; over 20 °C with thermal oil unless otherwise specified. Performance specifications apply at an ambient temperature of 20 °C. Performance values may differ with other bath fluids.

Technical data

Available voltage versions

| | |
|-----------------------------|--------------------------------------------------|
| Order No. | 9032707 |
| Available voltage versions: | |
| 9032707.02 | 115V/60Hz (Nema N5-20 Plug) (R449A) |
| 9032707.05 | 200-230V/50-60Hz (CH Plug Type SEV 1011) (R449A) |
| 9032707.04 | 200-230V/50-60Hz (UK Plug Type BS1363A) (R449A) |

Cooling

Cooling of compressor 1-stage Air

| | |
|----------------|--------------------------------------------------------------|
| 9032707.33 | 200-230V/50-60Hz (Schuko Plug - CEE 7/4 Plug Type F) (R449A) |
| 9032707.33.chn | 200-230V/50-60Hz (CN Plug) (R449A) |

| Bath | |
|-------------------------------------|-----------------|
| Bath tank | Stainless steel |
| Bath cover | integrated |
| Usable bath opening in. (W x L / D) | 7.1 x 5.1 / 5.9 |

| Other | |
|-------------------------|--------------------------------------------------------------------------------------------------------------------------|
| Classification | Classification III (FL) |
| IP Code | IP 20 |
| Pump function | Pressure Suction Pump |
| Pump type | Immersion Pump |
| User Interface Language | Chinese, Czech, Dutch, English, French, German, Italian, Japanese, Korean, Polish, Portuguese, Russian, Spanish, Turkish |

| Electronics | |
|----------------------------------|----------------------------------------------------|
| Interfaces | Ethernet, Modbus TCP/IP, RS232, RS485, Stakei, USB |
| External pt100 sensor connection | integrated |
| Integrated programmer | 8x60 steps |
| Temperature control | ICC |
| Absolute temperature calibration | 10 Point Calibration |
| Temperature display | 7" TFT Touchscreen |
| Temperature setting | Touchscreen |
| Electronic Timer h:min | 00:00 ... 99:59 |

| Dimensions and volumes | |
|----------------------------------|--------------------|
| Weight lbs | 119.3 |
| Total dimensions in. (W x L x H) | 16.5 x 19.3 x 29.1 |
| Filling volume l | 5 ... 7.5 |
| Pump connections | M16x1 male |

| Temperature values | |
|------------------------------------------------------|--------------|
| Setting the resolution of the temperature display °C | 0.01 |
| Working temperature range °C | -50 ... +200 |
| Temperature stability °C | ±0.01 |
| Ambient temperature °C | +5 ... +40 |
| Temperature display resolution °C | 0.01 |

Included in delivery
 2 Barbed fittings for tubing 8 and 12 mm ID. (Pump connections M16x1 male)

All Benefits



Intelligent temperature control.
 Intelligent cascade control - automatic and self-optimizing adaptation of the PID control parameters with external stability of +/- 0.05 °C.



Many interfaces.
 Straight-forward remote control, data management, and integration into process structures. USB, Ethernet, RS232, SD card, and alarm off are permanently integrated. Further interfaces available as accessories.



Touch display. Perfect operation.
 With the touch display, the user always has an overview of all values and functions. The intuitive and multilingual menu structure enables perfect control.



Maximum safety.
 Classification III according to DIN12876-1 enables safe operation, even with flammable fluids. Automatic switch-off in the event of high temperature or low liquid level.



Space saving. Free up space.
Place your JULABO Circulator right next to an application, another unit, or wall. That saves space. This is made possible by eliminating vents and connections on the sides.



Multi-lingual.
Operation in multiple languages.



Programmer. Integrated.
The integrated internal programmer makes it possible to automatically run temperature time profiles.



Analog I/O.
Analog interfaces for integration into process control systems (optional).



Temperature. Under control.
External Pt100 sensor connection for precise measurement and control directly in the external application.



Fill level. Monitored.
Fill level indicator on the display for heat-transfer liquid.



Process stability.
Early warning - visual and acoustic - of critical states increases process stability.



Process. Under control.
Full control of the dynamic, access to all important control parameters for individual process optimization.



Stable. Mobile.



Energy-saving.
The high-quality insulation of all relevant components saves energy.



Everything made of stainless steel.
Quality and material compatibility at the highest level. All parts in contact with the medium are entirely made of stainless steel.



Most powerful pump.
The integrated pressure/suction pump with performance values of 0.9 bar and -0.4 bar is the most powerful in its class and continuously adjustable.



Wide range.
Refrigerated and heating circulator in various combinations, circulator in various sizes. Maximum flexibility through a large selection of accessories.



Condensation protection.
Superb design solution. Integrated ventilation directs air over the bath lid and minimizes condensation.



Connection. Easy.
Inclined pump connections (M16x1) facilitate the connection of applications. Each unit includes 2 barbed fittings of 8/12 mm diameter each.



Highest measuring accuracy
'Absolute Temperature Calibration' for manual compensation of a temperature difference, 10-point calibration



100% Checked.
100% testing. 100% quality. Each JULABO Circulator undergoes thorough quality testing before leaving the factory.



Green technology.
Development consistently applied environmentally friendly materials and technologies.




JULABO. Quality.
Highest standards of quality for a long product life.



Quick start.
Individual JULABO consultation and comprehensive manuals at your disposal.



Satisfied customers.
11 subsidiaries and more than 100 partners worldwide guarantee fast and qualified JULABO support.



Services 24/7.
Around the clock availability. You can find suitable accessories, data sheets, manuals, case studies, and more at www.julabo.com.



Quick support
If an error occurs, the integrated Black-Box function permits fast diagnosis by the JULABO service team