

## CORIO™ | DYNEO™ | MAGIO™

Heating and Refrigerated Circulators



# Welcome to the universe of JULABO circulators

CORIO™



DYNEO™





# MAGIO™



JULABO's refrigerated and heating circulators have served as reliable companions in the daily work of numerous laboratories, research facilities, and industrial enterprises for decades. Employing pioneering technologies, these circulators are captivating users around the world in a wide range of applications. Thanks to JULABO's proven premium quality, each model meets the highest standards of precision, reliability, and functionality.

With our three brands CORIO, DYNEO, and MAGIO, our broad product portfolio offers powerful models for a wide range of requirements. From the simplest routine task in an internal bath to the most demanding external application, with JULABO, you are guaranteed to find the best solution for your specific temperature control application.

# The perfect temperature control system for any requirement

All JULABO circulators, refrigerated and heating baths are developed and built to be modular. Combined with our extensive range of accessories, the result is a wide range of options that are perfectly tailored to any customer requirement or application.



## The bath

Various cooling machines or heating baths with different performance classes, materials, and sizes.

Your  
individual  
product  
solution



### DYNEO

The sophisticated



### MAGIO

The all-rounder



### CORIO

The beginner



## The circulator

Different circulators with different working temperature ranges, operating concepts, and interfaces.



## The accessories

Tubing, sensors, bath fluids, bath lids, and much more – so that you can perfectly adapt your refrigerated or heating circulator to your application.



# Overview of heating baths and cooling machines

Different applications or laboratory experiments require different solutions with respect to the working temperature range, bath volume, material, or heating and cooling capacities of the circulators used. Our broad portfolio of cooling machines and heating baths offers a high degree of flexibility when selecting the right device for almost every conceivable requirement.



## Product features of heating baths



B

### Open stainless steel bath tanks

- Working temperature range: +20 °C ... +150 °C
- 7 basic variants with bath volumes of 3.5 l ... 41 l
- All components that come into contact with medium made of stainless steel
- Integrated drain screw (except for B5)



BT

### Transparent bath tanks

- Working temperature range: +20 °C ... +100 °C
- 4 basic variants with bath volumes of 3.5 l ... 27 l
- All components that come into contact with medium made of polycarbonate

B = bath

BT = bath transparent

BC = bath closed



BC

### Stainless steel bath tanks with bath cover

- Working temperature range: +20 °C ... +300 °C
- 4 basic variants with bath volumes of 3 l ... 26 l
- All components that come into contact with medium made of stainless steel
- Integrated drain tap for safe and easy drainage
- Integrated cooling coil for counter cooling



## Tailored solutions

Not all applications can be temperature controlled with a standard solution. Existing systems may need to be upgraded, adapted, or expanded.

Our Business Unit Solutions has its own in-house development team of engineers and designers and specializes in optimizing or modifying existing equipment in order to meet individual customer requirements.





## Product features of cooling machines

- Wide selection of different performance classes with cooling capacities from 200 W ... 2500 W
- Working temperature range of -90 °C to +200 °C depending on cooling capacity
- Bath volume of 3 l ... 56 l
- Space-saving design (ventilation outlets and connections on front and rear only)
- Optimized cooling coil design provides more space in the bath
- Easily removable venting grid on air-cooled models
- Bath cover and drain tap included



## High energy efficiency

The majority of JULABO cooling machines have been developed with a focus on energy efficiency. This means significant savings with respect to the operating costs for numerous applications, which also means faster payback of the procurement cost. At the same time, the lower energy consumption positively contributes to climate protection.



## Climate-friendly refrigerants

Many models work with natural, climate-friendly refrigerants like propane or propylene. These natural refrigerants have a very low GWP and no or very little influence on the greenhouse effect.

# CORIO™

## Heating and refrigerated circulators

The CORIO series offers the best price-performance ratio in the entry-level range of circulator technology. Equipped with all important core functions, the CORIO models are optimized for simple, daily routine work and are an integral tool at the laboratories of many research institutions and industrial enterprises worldwide.

The plain, modern design of CORIO circulators focuses on simple, user-friendly operation and provides quick access to all necessary functions. With a wide selection of accessories, all CORIO models are modular and can be adapted individually to the customer's application.



### Product features of CORIO

- Working temperature range of -50 °C ... +200 °C depending on model
- Models for internal and external applications
- Heating capacity of 2 kW
- Bright display that is easy to read from a distance
- Internal timer function
- Particularly quiet
- ATC (Absolute Temperature Calibration), PID1 Control, and Active Cooling Control for precise temperature control
- Automatic shut-off in case of high temperature or low liquid level
- Connectivity: CORIO CD features a USB port, while CORIO CP features a USB port and a RS232 interface

### Applications

Temperature control for samples in a circulator bath, or temperature control for external applications such as measuring cells, refractometers, polarimeters, photometers, viscometers, fermenters, electrophoresis chambers, chromatography columns, rotary evaporators, rheometers, and more.





## Best price-performance ratio.

The CORIO series is manufactured in Germany to the highest quality standards and offers the best price-performance ratio for the entry-level range of circulator technology.



## Internal & external.

The pump is adjusted using the lever located directly below the display. This makes it easy to switch between internal and external circulation (CORIO CD/CP).



## Exact.

PID1 Control and Active Cooling Control for precise temperature control.



## Easy maintenance.

The front grid of the refrigerated circulators can be easily removed for cleaning and maintenance. Without tools.



For more information:  
[www.julabo.com/corio](http://www.julabo.com/corio)



# CORIO™

## Heating and refrigerated circulators

The CORIO series offers the best price-performance ratio in the entry-level range of circulator technology. Equipped with all important core functions, the CORIO models are optimized for simple, daily routine work and are an integral tool at the laboratories of many research institutions and industrial enterprises worldwide.

The plain, modern design of CORIO circulators focuses on simple, user-friendly operation and provides quick access to all necessary functions. With a wide selection of accessories, all CORIO models are modular and can be adapted individually to the customer's application.



### CORIO C

- Working temperature range of +20 °C ... +100 °C
- Circulating pump for internal bath applications (water only)
- Circulation flow rate/pressure: 6 l/min | 0.1 bar
- Class I (NFL) according to DIN 12876-1

### CORIO CD

- Working temperature range of -40 °C ... +150 °C
- Pressure pump for internal and external applications
- Pump flow rate/pressure: 15 l/min | 0.35 bar
- Easy pump switching between internal and external circulation (external pump connections M16x1)
- USB port
- Class III (FL) according to DIN 12876-1

### CORIO CP

- Working temperature range of -50 °C ... +200 °C
- Continuously adjustable pressure pump for internal and external applications
- Pump flow rate/pressure: 8 ... 27 l/min | 0.1 ... 0.7 bar
- Easy pump switching between internal and external circulation (external pump connections M16x1)
- USB port and RS232 interface
- Early warning system for low liquid level
- Class III (FL) according to DIN 12876-1



### Optional pump set.

Mount a pump set on the CORIO CD and CP heating immersion circulator in just a few easy steps. In no time at all, your circulator is ready for temperature control of an external application.

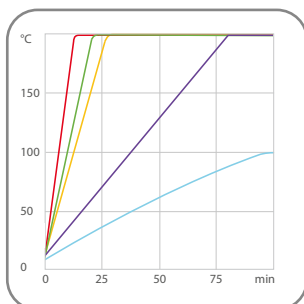


### Flexible installation.

A universal bath attachment clamp is included with orders of CORIO heating immersion circulators. This clamp makes it easy to mount the circulators on both rectangular and round bath tanks.

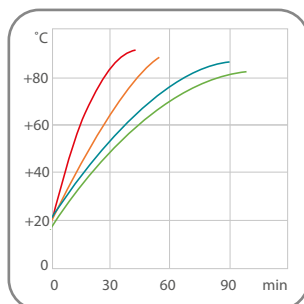


## Heat-up time Medium: Thermal



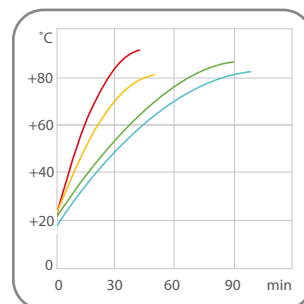
■ 200F/201F/300F/310F/450F ■ 449F  
■ 601F ■ 600F/800F/1000F/W/1200F/W  
■ 1201F

## Heat-up time Medium: Water



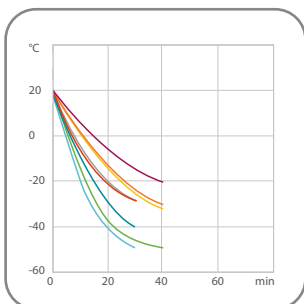
■ B5 ■ B13 ■ B17/B19 ■ B27

## Heat-up time Medium: Water



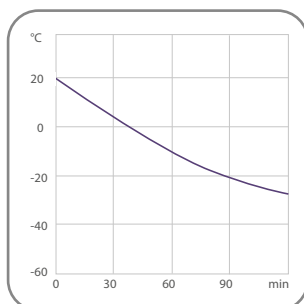
■ BT5 ■ BT9 ■ BT19 ■ BT27

## Cool-down time Medium: Ethanol



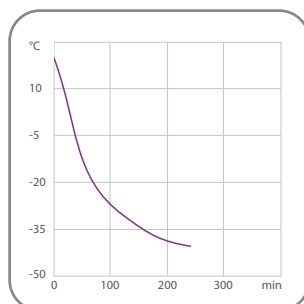
■ 200F ■ 450F ■ 601F ■ 1000F/W  
■ 310F ■ 600F ■ 800F ■ 1200F/W

## Cool-down time Medium: Ethanol



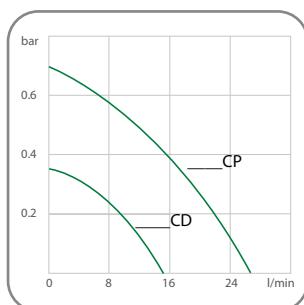
■ 449F

## Cool-down time Medium: Ethanol









■ 1201F

## Pump capacity Medium: Water


























	Model	Order no.	Working temperature range (°C)	Temperature stability (°C)	Cooling capacity (°C)						Pump		Bath volume (l)	Usable bath opening W x D / BT (cm)	
											Pressure (bar)	Flow rate (l/min)			
					20	0	-10	-20	-30	-40					
 CORIO C	C	9 011 000	+20 ... +100	±0.03	-	-	-	-	-	-	0.1	6	-	-	
	CD	9 012 000	+20 ... +150	±0.03	-	-	-	-	-	-	0.35	15	-	-	
	CP	9 013 000	+20 ... +200	±0.02	-	-	-	-	-	-	0.1 ... 0.7	8 ... 27	-	-	
 CORIO C-BT9	C-BT5	9 011 305	+20 ... +100	± 0.03	-	-	-	-	-	-	0.1	6	3.5 ... 5	15 × 15 / 15	
	C-BT9	9 011 309	+20 ... +100	± 0.03	-	-	-	-	-	-	0.1	6	6 ... 9	23 × 15 / 15	
	C-BT19	9 011 319	+20 ... +100	± 0.03	-	-	-	-	-	-	0.1	6	14 ... 19	30 × 35 / 15	
	C-BT27	9 011 327	+20 ... +100	± 0.03	-	-	-	-	-	-	0.1	6	20 ... 27	30 × 35 / 20	
	C-B5	9 011 405	+20 ... +100	± 0.03	-	-	-	-	-	-	0.1	6	3.5 ... 5	15 × 15 / 15	
	C-B13	9 011 413	+20 ... +100	± 0.03	-	-	-	-	-	-	0.1	6	9 ... 13	30 × 18 / 15	
	C-B17	9 011 417	+20 ... +100	± 0.03	-	-	-	-	-	-	0.1	6	13 ... 17	30 × 18 / 20	
	C-B19	9 011 419	+20 ... +100	± 0.03	-	-	-	-	-	-	0.1	6	14 ... 19	30 × 35 / 15	
	C-B27	9 011 427	+20 ... +100	± 0.03	-	-	-	-	-	-	0.1	6	17 ... 27	30 × 35 / 20	
 CORIO C-B17	CD-BT5	9 012 305	+20 ... +100	± 0.03	-	-	-	-	-	-	0.35	15	3.5 ... 5	15 × 15 / 15	
	CD-BT19	9 012 319	+20 ... +100	± 0.03	-	-	-	-	-	-	0.35	15	14 ... 19	30 × 35 / 15	
	CD-BT27	9 012 327	+20 ... +100	± 0.03	-	-	-	-	-	-	0.35	15	20 ... 27	30 × 35 / 20	
	CD-B5	9 012 405	+20 ... +150	± 0.03	-	-	-	-	-	-	0.35	15	3.5 ... 5	15 × 15 / 15	
	CD-B13	9 012 413	+20 ... +150	± 0.03	-	-	-	-	-	-	0.35	15	9 ... 13	30 × 18 / 15	
	CD-B17	9 012 417	+20 ... +150	± 0.03	-	-	-	-	-	-	0.35	15	13 ... 17	30 × 18 / 20	
	CD-B19	9 012 419	+20 ... +150	± 0.03	-	-	-	-	-	-	0.35	15	14 ... 19	30 × 35 / 15	
	CD-B27	9 012 427	+20 ... +150	± 0.03	-	-	-	-	-	-	0.35	15	17 ... 27	30 × 35 / 20	
	CD-B33	9 012 433	+20 ... +150	± 0.03	-	-	-	-	-	-	0.35	15	26 ... 39	66 × 32 / 15	
	CD-B39	9 012 439	+20 ... +150	± 0.03	-	-	-	-	-	-	0.35	15	35 ... 41	33 × 30 / 30	
 CORIO CD-BT19	CD-BC4	9 012 504	+20 ... +150	± 0.03	-	-	-	-	-	-	0.35	15	3 ... 4.5	13 × 15 / 15	
	CP-BC4	9 013 504	+20 ... +200	± 0.02	-	-	-	-	-	-	0.1 ... 0.7	8 ... 27	3 ... 4.5	13 × 15 / 15	
	CD-BC6	9 012 506	+20 ... +150	± 0.03	-	-	-	-	-	-	0.35	15	6 ... 7.5	13 × 15 / 20	
	CP-BC6	9 013 506	+20 ... +200	± 0.02	-	-	-	-	-	-	0.1 ... 0.7	8 ... 27	6 ... 7.5	13 × 15 / 20	
	CD-BC12	9 012 512	+20 ... +150	± 0.03	-	-	-	-	-	-	0.35	15	8.5 ... 12	22 × 15 / 20	
	CP-BC12	9 013 512	+20 ... +200	± 0.02	-	-	-	-	-	-	0.1 ... 0.7	8 ... 27	8.5 ... 12	22 × 15 / 20	
	CD-BC26	9 012 526	+20 ... +150	± 0.03	-	-	-	-	-	-	0.35	15	19 ... 26	26 × 35 / 20	
	CP-BC26	9 013 526	+20 ... +200	± 0.02	-	-	-	-	-	-	0.1 .. 0.7	8 ... 27	19 ... 26	26 × 35 / 20	
 CORIO CP-BC4															
 CORIO CP-BC12															

Dimensions W x D x H (cm)	Weight (kg)	Classified in accordance with DIN 12876-1	USB port	RS232 interface	Available mains voltages / heating capacity (kW)							Model
					230 V 50 Hz	208-230 V 60 Hz	208-230 V 50/60 Hz	100-115 V 50/60 Hz	115 V 60 Hz	100 V 50/60 Hz	200 V 50/60 Hz	
13.2 x 16 x 36.2	1.9	I (NFL)	-	-	-	-	1.6 ... 2	0.8 ... 1	-	-	-	C
13.2 x 16 x 36.6	2.6	III (FL)	yes	-	2	1.6 ... 2	-	-	1	0.8	-	CD
13.2 x 16 x 36.2	2.5	III (FL)	yes	yes	-	-	1.6 ... 2	0.8 ... 1	-	-	-	CP
23 x 38 x 38	4.8	I (NFL)	-	-	-	-	1.6 ... 2	0.8 ... 1	-	-	-	C-BT5
32 x 38 x 38	3.9	I (NFL)	-	-	-	-	1.6 ... 2	0.8 ... 1	-	-	-	C-BT9
38 x 58 x 38	7	I (NFL)	-	-	-	-	1.6 ... 2	0.8 ... 1	-	-	-	C-BT19
38 x 58 x 43	7.2	I (NFL)	-	-	-	-	1.6 ... 2	0.8 ... 1	-	-	-	C-BT27
23 x 38 x 41	7.3	I (NFL)	-	-	-	-	1.6 ... 2	0.8 ... 1	-	-	-	C-B5
38 x 40 x 42	8.2	I (NFL)	-	-	-	-	1.6 ... 2	0.8 ... 1	-	-	-	C-B13
38 x 40 x 47	9.3	I (NFL)	-	-	-	-	1.6 ... 2	0.8 ... 1	-	-	-	C-B17
38 x 58 x 42	10.5	I (NFL)	-	-	-	-	1.6 ... 2	0.8 ... 1	-	-	-	C-B19
38 x 58 x 47	13	I (NFL)	-	-	-	-	1.6 ... 2	0.8 ... 1	-	-	-	C-B27
23 x 38 x 38	5.7	III (FL)	yes	-	2	1.6 ... 2	-	-	1	0.8	-	CD-BT5
38 x 58 x 38	8	III (FL)	yes	-	2	1.6 ... 2	-	-	1	0.8	-	CD-BT19
38 x 58 x 43	8.1	III (FL)	yes	-	2	1.6 ... 2	-	-	1	0.8	-	CD-BT27
23 x 38 x 41	8.2	III (FL)	yes	-	2	1.6 ... 2	-	-	1	0.8	-	CD-B5
38 x 40 x 42	9.1	III (FL)	yes	-	2	1.6 ... 2	-	-	1	0.8	-	CD-B13
38 x 40 x 47	9.3	III (FL)	yes	-	2	1.6 ... 2	-	-	1	0.8	-	CD-B17
38 x 58 x 42	11.5	III (FL)	yes	-	2	1.6 ... 2	-	-	1	0.8	-	CD-B19
38 x 58 x 47	13	III (FL)	yes	-	2	1.6 ... 2	-	-	1	0.8	-	CD-B27
91 x 36 x 43	21	III (FL)	yes	-	2	1.6 ... 2	-	-	1	0.8	-	CD-B33
54 x 34 x 57	18	III (FL)	yes	-	2	1.6 ... 2	-	-	1	0.8	-	CD-B39
23 x 41 x 42	8.8	III (FL)	yes	-	2	1.6 ... 2	-	-	1	0.8	-	CD-BC4
23 x 41 x 42	8.5	III (FL)	yes	yes	-	-	1.6 ... 2	0.8 ... 1	-	-	-	CP-BC4
24 x 44 x 47	10	III (FL)	yes	-	2	1.6 ... 2	-	-	1	0.8	-	CD-BC6
24 x 44 x 47	10	III (FL)	yes	yes	2	-	1.6 ... 2	0.8 ... 1	-	-	-	CP-BC6
33 x 49 x 47	12.2	III (FL)	yes	-	2	1.6 ... 2	-	-	1	0.8	-	CD-BC12
33 x 49 x 47	12	III (FL)	yes	yes	-	-	1.6 ... 2	0.8 ... 1	-	-	-	CP-BC12
39 x 62 x 48	19	III (FL)	yes	-	2	1.6 ... 2	-	-	1	0.8	-	CD-BC26
39 x 62 x 48	19	III (FL)	yes	yes	-	-	1.6 ... 2	0.8 ... 1	-	-	-	CP-BC26

Unless specified otherwise, all data relates to operation at nominal voltage/frequency and an ambient temperature of +20°C.  
Cooling capacity measured according to DIN 12876-2. For information on the refrigerants used, visit: [www.julabo.com](http://www.julabo.com).

Refrigerated circulators	Model	Order no.	Working temperature range (°C)	Temperature stability (°C)	Cooling capacity (°C)						Pump		Bath volume (l)	Usable bath opening W x D / BT (cm)
					20	0	-10	-20	-30	-40	Pressure (bar)	Flow rate (l/min)		
 CORIO CD-200F	 <b>CD-200F</b>	9 012 701.N1	-20 ... +150	± 0.03	0.22	0.17	0.13	0.06	-	-	0.35	15	3 ... 4	13 × 15 / 15
	 <b>CP-200F</b>	9 013 701.N1	-20 ... +200	± 0.03	0.2	0.15	0.1	0.02	-	-	0.1 ... 0.7	8 ... 27	3 ... 4	13 × 15 / 15
	<b>CD-201F</b>	9 012 702	-20 ... +150	± 0.03	0.22	0.16	0.12	0.06	-	-	0.35	15	3 ... 4	13 × 15 / 15
	<b>CP-201F</b>	9 013 702	-20 ... +200	± 0.03	0.2	0.15	0.1	0.02	-	-	0.1 ... 0.7	8 ... 27	3 ... 4	13 × 15 / 15
	<b>CD-300F</b>	9 012 703	-25 ... +150	± 0.03	0.31	0.28	0.20	0.11	-	-	0.35	15	3 ... 4	13 × 15 / 15
	<b>CP-300F</b>	9 013 703	-25 ... +200	± 0.03	0.3	0.27	0.19	0.08	-	-	0.1 ... 0.7	8 ... 27	3 ... 4	13 × 15 / 15
 CORIO CD-450F	 <b>CD-310F</b>	9 012 713.N1	-30 ... +150	± 0.03	0.31	0.28	0.22	0.13	0.03	-	0.35	15	3 ... 4	13 × 15 / 15
	 <b>CP-310F</b>	9 013 713.N1	-30 ... +200	± 0.03	0.3	0.27	0.21	0.12	0.02	-	0.1 ... 0.7	8 ... 27	3 ... 4	13 × 15 / 15
	 <b>CD-450F</b>	9 012 714.N1	-30 ... +150	± 0.03	0.45	0.38	0.28	0.17	0.07	-	0.35	15	3 ... 4	13 × 15 / 15
	 <b>CP-450F</b>	9 013 714.N1	-30 ... +200	± 0.03	0.44	0.37	0.27	0.16	0.06	-	0.1 ... 0.7	8 ... 27	3 ... 4	13 × 15 / 15
	 <b>CD-449F</b>	9 012 716.N1	-32 ... +150	± 0.03	0.45	0.36	0.28	0.21	0.07	-	0.35	15	20 ... 26	28 × 35 / 20
	 <b>CP-449F</b>	9 013 716.N1	-32 ... +200	± 0.03	0.44	0.35	0.27	0.2	0.06	-	0.1 ... 0.7	8 ... 27	20 ... 26	28 × 35 / 20
 CORIO CD-449F	<b>CD-600F</b>	9 012 704	-35 ... +150	± 0.03	0.6	0.46	0.29	0.18	0.06	-	0.35	15	5 ... 7.5	22 × 15 / 15
	<b>CP-600F</b>	9 013 704	-35 ... +200	± 0.03	0.6	0.44	0.27	0.16	0.04	-	0.1 ... 0.7	8 ... 27	5 ... 7.5	22 × 15 / 15
	<b>CD-601F</b>	9 012 705	-35 ... +150	± 0.03	0.6	0.46	0.29	0.18	0.06	-	0.35	15	8 ... 10	22 × 15 / 20
	<b>CP-601F</b>	9 013 705	-35 ... +200	± 0.03	0.6	0.44	0.27	0.16	0.04	-	0.1 ... 0.7	8 ... 27	8 ... 10	22 × 15 / 20
	<b>CD-1000F</b>	9 012 707	-40 ... +150	± 0.03	1	0.98	0.75	0.5	0.27	0.13	0.35	15	5 ... 7.5	18 × 13 / 15
	<b>CP-1000F</b>	9 013 707	-50 ... +200	± 0.03	1	0.96	0.73	0.5	0.25	0.11	0.1 ... 0.7	8 ... 27	5 ... 7.5	18 × 13 / 15
 CORIO CD-1200F	 <b>CD-800F</b>	9 012 715.N1	-40 ... +150	± 0.03	0.85	0.75	0.58	0.4	0.25	0.11	0.35	15	5 ... 7.5	18 × 13 / 15
	 <b>CP-800F</b>	9 013 715.N1	-40 ... +200	± 0.03	0.84	0.74	0.57	0.39	0.24	0.1	0.1 ... 0.7	8 ... 27	5 ... 7.5	18 × 13 / 15
	 <b>CD-1200F</b>	9 012 717.N1	-40 ... +150	± 0.03	1.25	1.1	0.88	0.63	0.38	0.21	0.35	15	5 ... 7.5	18 × 13 / 15
	 <b>CP-1200F</b>	9 013 717.N1	-50 ... +200	± 0.03	1.24	1.09	0.87	0.62	0.37	0.2	0.1 ... 0.7	8 ... 27	5 ... 7.5	18 × 13 / 15
	 <b>CD-1200FW</b>	9 012 728.N1	-40 ... +150	± 0.03	1.25	1.1	0.88	0.63	0.38	0.21	0.35	15	5 ... 7.5	18 × 13 / 15
	 <b>CP-1200FW</b>	9 013 728.N1	-50 ... +200	± 0.03	1.24	1.09	0.87	0.62	0.37	0.2	0.1 ... 0.7	8 ... 27	5 ... 7.5	18 × 13 / 15
	 <b>CD-1201F</b>	9 012 718.N1	-40 ... +100	± 0.03	1.25	1.1	0.85	0.54	0.30	0.05	0.35	15	48 ... 56	35 × 41 / 30
	 <b>CP-1201F</b>	9 013 718.N1	-40 ... +100	± 0.03	1.25	1.1	0.85	0.54	0.30	0.05	0.1 ... 0.7	8 ... 27	48 ... 56	35 × 41 / 30

Note:

- Units with natural refrigerant are marked with the following symbol: 
- Refrigerated circulators with the letter "W" in their name are water-cooled, while all other refrigerated circulators are air-cooled



Dimensions W x D x H (cm)	Weight (kg)	Classified in accordance with DIN 12876-1	USB port	RS232 interface	Available mains voltages / heating capacity (kW)							Model
					230 V 50 Hz	208-230 V 60 Hz	208-230 V 50/60 Hz	100-115 V 50/60 Hz	115 V 60 Hz	100 V 50/60 Hz	200 V 50/60 Hz	
23 × 39 × 65	26	III (FL)	yes	-	2	1.6 ... 2	-	-	1	0.8	-	CD-200F
23 × 39 × 65	26	III (FL)	yes	yes	-	-	1.6 ... 2	0.8 ... 1	-	-	-	CP-200F
44 × 41 × 44	25	III (FL)	yes	-	2	1.6 ... 2	-	-	1	0.8	-	CD-201F
44 × 41 × 44	24.7	III (FL)	yes	yes	-	-	1.6 ... 2	0.8 ... 1	1	0.8	-	CP-201F
24 × 42 × 66	28	III (FL)	yes	-	2	1.6 ... 2	-	-	1	0.8	-	CD-300F
24 × 42 × 66	28	III (FL)	yes	yes	2	1.6 ... 2	-	0.8 ... 1	1	0.8	-	CP-300F
23 × 40 × 65	25.2	III (FL)	yes	-	2	1.6 ... 2	-	-	1	0.8	-	CD-310F
23 × 40 × 65	25.6	III (FL)	yes	yes	-	-	1.6 ... 2	0.8 ... 1	1	0.8	-	CP-310F
23 × 40 × 65	25.1	III (FL)	yes	-	2	1.6 ... 2	-	-	1	0.8	-	CD-450F
23 × 40 × 65	25.6	III (FL)	yes	yes	-	1.6 ... 2	1.6 ... 2	0.8 ... 1	1	0.8	-	CP-450F
37 × 59 × 69	39.5	III (FL)	yes	-	2	1.6 ... 2	-	-	1	0.8	-	CD-449F
37 × 59 × 69	39.5	III (FL)	yes	yes	-	1.6 ... 2	1.6 ... 2	0.8 ... 1	-	-	-	CP-449F
33 × 47 × 69	36	III (FL)	yes	-	2	1.6 ... 2	-	-	1	0.8	-	CD-600F
33 × 47 × 69	35.7	III (FL)	yes	yes	-	-	1.6 ... 2	-	1	0.8	1.5	CP-600F
33 × 47 × 74	38.5	III (FL)	yes	-	2	1.6 ... 2	-	-	1	0.8	-	CD-601F
33 × 47 × 74	38.5	III (FL)	yes	yes	-	-	1.6 ... 2	-	1	0.8	1.5	CP-601F
42 × 49 × 74	51.5	III (FL)	yes	-	2	1.6 ... 2	-	-	1	-	1.5	CD-1000F
42 × 49 × 74	51.5	III (FL)	yes	yes	-	-	1.6 ... 2	-	1	-	1.5	CP-1000F
33 × 47 × 70	42	III (FL)	yes	-	2	1.6 ... 2	-	-	1	0.8	1.5	CD-800F
33 × 47 × 70	42	III (FL)	yes	yes	-	-	1.6 ... 2	-	1	0.8	1.5	CP-800F
33 × 47 × 70	42	III (FL)	yes	-	2	1.6 ... 2	-	-	1	0.8	1.5	CD-1200F
33 × 47 × 70	42	III (FL)	yes	yes	-	-	1.6 ... 2	-	1	0.8	1.5	CP-1200F
33 × 47 × 70	42	III (FL)	yes	-	2	1.6 ... 2	-	-	1	0.8	1.5	CD-1200FW
33 × 47 × 70	42	III (FL)	yes	yes	-	-	1.6 ... 2	-	1	0.8	1.5	CP-1200FW
45 × 64 × 95	68	III (FL)	yes	-	2	1.6 ... 2	-	-	1	0.8	1.5	CD-1201F
45 × 64 × 95	68	III (FL)	yes	yes	-	-	1.6 ... 2	-	1	0.8	1.5	CP-1201F

Unless specified otherwise, all data relates to operation at nominal voltage/frequency and an ambient temperature of +20°C. Cooling capacity measured according to DIN 12876-2. For information on the refrigerants used, visit: [www.julabo.com](http://www.julabo.com).

# DYNEO™

## Heating and refrigerated circulators

With the DYNEO series, we offer our customers the ideal instruments for internal and external applications in a wide working temperature range of -50 °C to +200 °C. Whether used in basic research, material testing, or technical systems, DYNEO heating and refrigerated circulators offer functional solutions for every requirement and budget.

The modern instruments are designed for easy and time-saving operation and provide quick access to all relevant functions via a central rotary knob. With a wide selection of accessories, all DYNEO devices are modular and can be adapted individually to the customer's application.



### Product features of DYNEO

- Working temperature range of -50 °C ... +200 °C depending on model
- Models for internal and external applications
- Heating capacity of 2 kW
- 3.5" color display with high brightness, easy to see from a distance
- Level indicator for bath medium on display
- Integrated programmer for automatically running temperature time profiles
- ATC3 (Absolute Temperature Calibration, 3-point) and PID3 Control with interference compensation and adjustable parameters for high-precision temperature control
- Powerful, infinitely adjustable pressure pump (external pump connections M16x1)
- Flow rate 8 ... 27 l/min, pressure: 0.1 ... 0.7 bar
- External Pt100 sensor connection for highly precise measurement and control directly in the external application.
- Connectivity: Integrated USB port, digital RS232 or analog interface available as option



### Applications

Temperature control for samples in a circulator bath, or temperature control for external applications such as measuring cells, refractometers, polarimeters, photometers, viscometers, fermenters, electrophoresis chambers, chromatography columns, rotary evaporators, rheometers, and more.





## Turn. Press. Done.

Easy control over all parameters via central rotary knob.



## Powerful. Adjustable.

Powerful, infinitely adjustable pressure pump for temperature control of external applications, even over long distances.



## Temperature. Under control.

External Pt100 sensor connection for highly precise measurement and control directly in the external application.



For more information:  
[www.julabo.com/dyneo](http://www.julabo.com/dyneo)





# DYNEO™

## Heating and refrigerated circulators

With the DYNEO series, we offer our customers the ideal instruments for internal and external applications in a wide working temperature range of -50 °C to +200 °C. Whether used in basic research, material testing, or technical systems, DYNEO heating and refrigerated circulators offer functional solutions for every requirement and budget.

The modern instruments are designed for easy and time-saving operation and provide quick access to all relevant functions via a central rotary knob. With a wide selection of accessories, all DYNEO devices are modular and can be adapted individually to the customer's application.

### Optional interfaces

All DYNEO circulators can be equipped, upon customer request, with an additional digital or analog interface for integration into larger process systems.



#### DYNEO .A

- Analog interface
- Simply add an ".A" at the end of the order number
- E.g: 9021701.A



#### DYNEO .D

- Digital interface
- Simply add a ".D" at the end of the order number
- E.g: 9021701.D

### ATC3

#### ATC3 calibration.

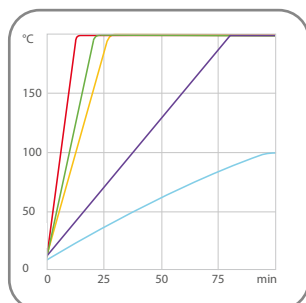
"Absolute Temperature Calibration" to compensate for physically related temperature differences, 3-point calibration.

### PID3

#### For higher requirements.

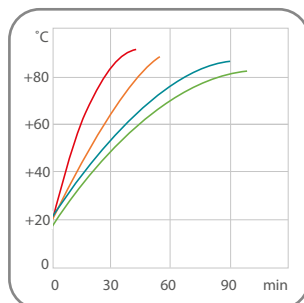
PID Temperature Control with drift compensation and adjustable parameters, improved temperature stability for external applications, temperature stability  $\pm 0.01^\circ\text{C}$  internal,  $< \pm 0.1^\circ\text{C}$  external.

## Heat-up time Medium: Thermal



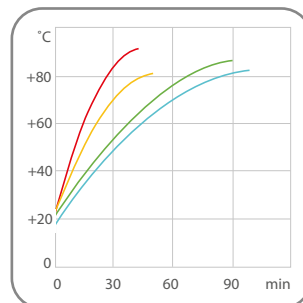
■ 200F / 201F / 300F / 310F / 450F ■ 449F  
■ 601F ■ 600F / 800F / 1000F/W / 1200F/W  
■ 1201F

## Heat-up time Medium: Water



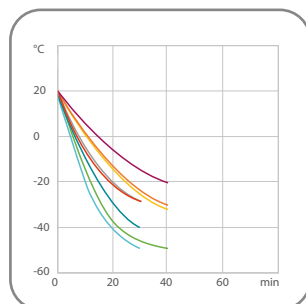
■ B5 ■ B13 ■ B17 / B19 ■ B27

## Heat-up time Medium: Water



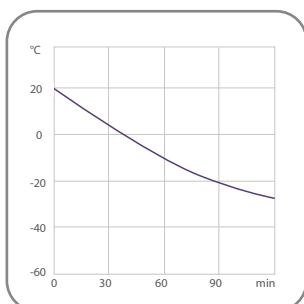
■ BT5 ■ BT9 ■ BT19 ■ BT27

## Cool-down time Medium: Ethanol



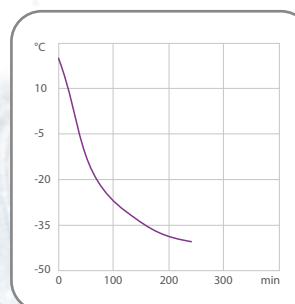
■ 200F ■ 450F ■ 601F ■ 1000F/W  
■ 310F ■ 600F ■ 800F ■ 1200F/W

## Cool-down time Medium: Ethanol



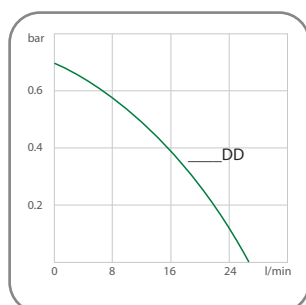
■ 449F

## Cool-down time Medium: Ethanol











■ 1201F


## Pump capacity Medium: Water





	Model	Order no.	Working temperature range (°C)	Temperature stability (°C)	Cooling capacity (°C)						Pump		Bath volume (l)	Usable bath opening W x D / BT (cm)	
											Pressure (bar)	Flow rate (l/min)			
					20	0	-10	-20	-30	-40					
Heating immersion circulators	DD	9 021 000	+20 ... +200	± 0.01	-	-	-	-	-	-	0.1 ... 0.7	8 ... 27	-	-	
Heating circulators															
	DD-BC4	9 021 504	+20 ... +200	± 0.01	-	-	-	-	-	-	0.1 ... 0.7	8 ... 27	3 ... 4.5	13 × 15 / 15	
	DD-BC6	9 021 506	+20 ... +200	± 0.01	-	-	-	-	-	-	0.1 ... 0.7	8 ... 27	6 ... 7.5	13 × 15 / 20	
	DD-BC12	9 021 512	+20 ... +200	± 0.01	-	-	-	-	-	-	0.1 ... 0.7	8 ... 27	8.5 ... 12	22 × 15 / 20	
	DD-BC26	9 021 526	+20 ... +200	± 0.01	-	-	-	-	-	-	0.1 ... 0.7	8 ... 27	19 ... 26	26 × 35 / 20	
Refrigerated circulators		DD-200F	9 021 701.N1	-20 ... +200	± 0.01	0.2	0.15	0.1	0.02	-	-	0.1 ... 0.7	8 ... 27	3 ... 4	13 × 15 / 15
		DD-201F	9 021 702	-20 ... +200	± 0.01	0.2	0.15	0.1	0.02	-	-	0.1 ... 0.7	8 ... 27	3 ... 4	13 × 15 / 15
		DD-300F	9 021 703	-25 ... +200	± 0.01	0.3	0.27	0.19	0.08	-	-	0.1 ... 0.7	8 ... 27	3 ... 4	13 × 15 / 15
		DD-310F	9 021 713.N1	-30 ... +200	± 0.01	0.3	0.27	0.21	0.12	0.02	-	0.1 ... 0.7	8 ... 27	3 ... 4	13 × 15 / 15
		DD-450F	9 021 714.N1	-30 ... +200	± 0.01	0.44	0.37	0.27	0.16	0.06	-	0.1 ... 0.7	8 ... 27	3 ... 4	13 × 15 / 15
		DD-449F	9 021 714.N1	-32 ... +200	± 0.01	0.44	0.35	0.27	0.2	0.06	-	0.1 ... 0.7	8 ... 27	20 ... 26	28 × 35 / 20
		DD-600F	9 021 704	-35 ... +200	± 0.01	0.6	0.44	0.27	0.16	0.04	-	0.1 ... 0.7	8 ... 27	5 ... 7.5	22 × 15 / 15
		DD-601F	9 021 705	-35 ... +200	± 0.01	0.6	0.44	0.27	0.16	0.04	-	0.1 ... 0.7	8 ... 27	8 ... 10	22 × 15 / 20
		DD-800F	9 021 715.N1	-40 ... +200	± 0.01	0.84	0.74	0.57	0.39	0.24	0.1	0.1 ... 0.7	8 ... 27	5 ... 7.5	18 × 13 / 15
		DD-1000F	9 021 707	-50 ... +200	± 0.01	1	0.96	0.73	0.51	0.25	0.11	0.1 ... 0.7	8 ... 27	5 ... 7.5	18 × 13 / 15
		DD-1200F	9 021 717.N1	-50 ... +200	± 0.01	1.24	1.09	0.87	0.62	0.37	0.2	0.1 ... 0.7	8 ... 27	5 ... 7.5	18 × 13 / 15
		DD-1200FW	9 021 728.N1	-50 ... +200	± 0.01	1.24	1.09	0.87	0.62	0.37	0.2	0.1 ... 0.7	8 ... 27	5 ... 7.5	18 × 13 / 15
		DD-1201F	9 021 718.N1	-40 ... +100	± 0.01	1.25	1.1	0.85	0.54	0.30	0.05	0.1 ... 0.7	8 ... 27	48 ... 56	35 × 41 / 30

Note:

- Units with natural refrigerant are marked with the following symbol: 
- Refrigerated circulators with the letter "W" in their name are water-cooled, while all other refrigerated circulators are air-cooled





Dimensions W x D x H (cm)	Weight (kg)	Classified in accordance with DIN 12876-1	Pt100 connection	USB port	RS232 interface	Analog interface	Available mains voltages / heating capacity (kW)							Model
							230 V 50 Hz	208-230 V 60 Hz	208-230 V 50/60 Hz	100-115 V 50/60 Hz	115 V 60 Hz	100 V 50/60 Hz	200 V 50/60 Hz	
13.2 × 16 × 35.5	2.5	III (FL)	yes	yes	optional	optional	-	-	1.6 ... 2	0.8 ... 1	-	-	1.5	DD
23 × 41 × 42	8.5	III (FL)	yes	yes	optional	optional	-	-	1.6 ... 2	0.8 ... 1	-	-	1.5	DD-BC4
24 × 44 × 47	9.7	III (FL)	yes	yes	optional	optional	-	-	1.6 ... 2	0.8 ... 1	-	-	1.5	DD-BC6
33 × 49 × 47	11.9	III (FL)	yes	yes	optional	optional	-	-	1.6 ... 2	0.8 ... 1	-	-	1.5	DD-BC12
39 × 62 × 48	18.7	III (FL)	yes	yes	optional	optional	-	-	1.6 ... 2	0.8 ... 1	-	-	1.5	DD-BC26
23 × 39 × 65	25.7	III (FL)	yes	yes	optional	optional	-	-	1.6 ... 2	-	1	0.8	-	DD-200F
44 × 41 × 44	24.7	III (FL)	yes	yes	optional	optional	-	-	1.6 ... 2	-	1	0.8	-	DD-201F
24 × 42 × 66	27.7	III (FL)	yes	yes	optional	optional	2	2	-	-	1	0.8	-	DD-300F
23 × 40 × 65	27.4	III (FL)	yes	yes	optional	optional	-	-	1.6 ... 2	-	1	0.8	1.5	DD-310F
23 × 40 × 65	27.4	III (FL)	yes	yes	optional	optional	-	-	1.6 ... 2	-	1	0.8	1.5	DD-450F
37 × 59 × 69	39.5	III (FL)	yes	yes	optional	optional	-	-	1.6 ... 2	0.8 ... 1	-	-	1.5	DD-449F
33 × 47 × 69	35.7	III (FL)	yes	yes	optional	optional	-	-	1.6 ... 2	-	1	0.8	1.5	DD-600F
33 × 47 × 74	38.2	III (FL)	yes	yes	optional	optional	-	-	1.6 ... 2	-	1	0.8	1.5	DD-601F
33 × 47 × 70	42	III (FL)	yes	yes	optional	optional	-	-	1.6 ... 2	0.8 ... 1	-	-	1.5	DD-800F
42 × 49 × 74	51.2	III (FL)	yes	yes	optional	optional	-	-	1.6 ... 2	-	1	-	1.5	DD-1000F
33 × 47 × 70	42	III (FL)	yes	yes	optional	optional	-	-	1.6 ... 2	0.8 ... 1	-	-	1.5	DD-1200F
33 × 47 × 70	42	III (FL)	yes	yes	optional	optional	-	-	1.6 ... 2	0.8 ... 1	-	-	1.5	DD-1200FW
45 × 64 × 95	68	III (FL)	yes	yes	optional	optional	-	-	1.6 ... 2	0.8 ... 1	-	-	1.5	DD-1201F

Unless specified otherwise, all data relates to operation at nominal voltage/frequency and an ambient temperature of +20°C. Cooling capacity measured according to DIN 12876-2. For information on the refrigerants used, visit: [www.julabo.com](http://www.julabo.com).



# MAGIO™

## Heating and refrigerated circulators

The MAGIO series of heating and refrigerated circulators stands for high-end devices in the highest performance class, offering a broad working temperature range of -90 °C to +300 °C. These units include extra powerful pressure/suction pumps, thus meeting the highest temperature control requirements of demanding external applications.

The high resolution touch display guarantees simple, intuitive operation and optimal visibility of all relevant functions. With a wide selection of accessories, all MAGIO devices are modular and can be adapted individually to the customer's application.

### Product features of MAGIO

- Working temperature range of -90 °C ... +300 °C depending on model
- Ideal for demanding external applications
- Heating capacity of up to 3 kW
- Large, high-resolution TFT touch display with multilingual user interface
- Integrated programmer for automatically running temperature time profiles
- ATC10 (Absolute Temperature Calibration, 10-point) and Intelligent Cascade Control (ICC) for automatic, self-optimizing adjustment of PID control parameters for high-precision temperature control
- Highest quality: All parts that come into contact with medium made entirely of stainless steel
- Extremely powerful, infinitely adjustable pressure/suction pump (external pump connections M16x1)
- Flow rate 16 ... 31 l/min, supply pressure 0.24 ... 0.92 bar, suction 0.03 ... 0.4 bar
- External Pt100 sensor connection for highly precise measurement and control directly in the external application.
- Connectivity: USB port, RS232/RS485, Ethernet, and Stakei connection are permanently integrated, analog interface and OPC UA available as accessories



### Applications

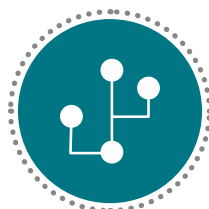
Temperature control for external applications such as measuring cells, refractometers, polarimeters, photometers, viscometers, fermenters, electrophoresis chambers, chromatography columns, rotary evaporators, rheometers, and more.





## Everything made of stainless steel.

The highest level of quality and material compatibility. All parts that come into contact with the medium are made entirely of stainless steel.



## Many interfaces.

Simple remote control, data management and integration into process structures. USB, RS232/RS485, Ethernet, and Stakei connection are permanently integrated.



## Perfect control.

A high resolution TFT touch display means that the operator always has an eye on all the values and functions. The intuitive menu structure makes easy control possible.



## Most powerful pump.

The integrated pressure/suction pump is the most powerful in its class as well as continuously adjustable, making it ideal for external temperature control applications.



For more information:  
[www.julabo.com/magio](http://www.julabo.com/magio)





# MAGIO™

## Heating and refrigerated circulators

The MAGIO series of heating and refrigerated circulators stands for high-end devices in the highest performance class, offering a broad working temperature range of -90 °C to +300 °C. These units include extra powerful pressure/suction pumps, thus meeting the highest temperature control requirements of demanding external applications.

The high resolution touch display guarantees simple, intuitive operation and optimal visibility of all relevant functions. With a wide selection of accessories, all MAGIO devices are modular and can be adapted individually to the customer's application.

MAGIO bridge mounted circulators combine high temperature control performance with maximum flexibility. The adjustable bridge means that these circulators can be used with any bath tank with a bath volume of up to 100 liters and a bath width of 33 to 68 cm. These models are suitable for internal and external temperature control applications, and include an integrated cooling coil for work below or close to the ambient temperature.



### MAGIO MS-Z

- Immersion depth: 150 mm
- Heating capacity: 2 kW
- Class III according to DIN 12876-1



### MAGIO MX-Z

- Immersion depth: 200 mm
- Heating capacity: 3 kW
- Class III according to DIN 12876-1



### Maximum safety.

Rated Class III according to DIN12876-1, meaning it can be operated safely even with flammable fluids. Automatic shut-off in case of high temperature or low liquid level.

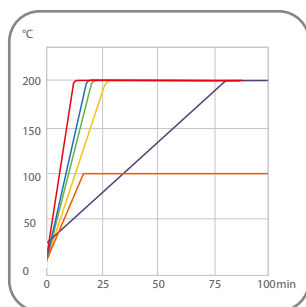


### Easy connection.

Inclined pump connections (M16×1) for easier connection of applications. Each unit includes 2 barbed fittings for tubing with an inside width of 8/12 mm.

## Heat-up time

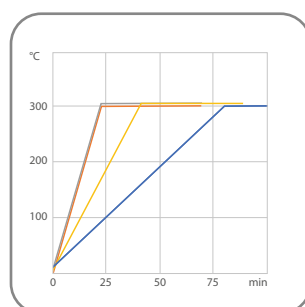
Medium: Thermal



310F/450F 449F  
600F/800F/1000F/W/1200F/W  
601F 1800F/2500F 1000FF

## Heat-up time

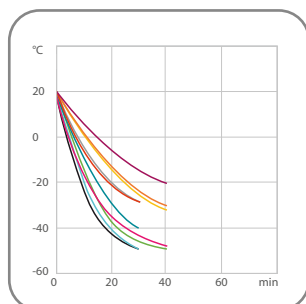
Medium: Thermal



BC4 BC6  
BC12 BC26

## Cool-down time

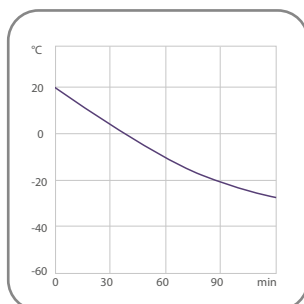
Medium: Ethanol



310F 601F 1000F/W  
450F 600F 800F 1200F/W  
1800F 2500F

## Cool-down time

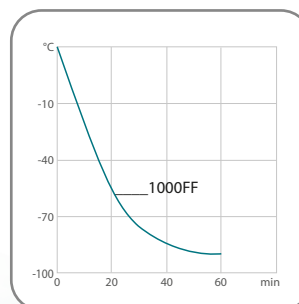
Medium: Ethanol



449F

## Cool-down time

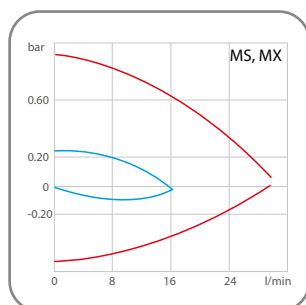
Medium: Ethanol












1000FF

## Pump capacity


Medium: Water





	Model	Order no.	Working temperature range (°C)	Temperature stability (°C)	Cooling capacity (°C)						Pump		
											Pressure (bar)	Supply pressure (l/min)	Suction pressure (bar)
					20	0	-10	-20	-30	-40			
Bridge mounted circulators	MS-Z	9 032 201	+20 ... +300	± 0.01	-	-	-	-	-	-	0.24 ... 0.92	16 ... 31	0.03 ... 0.4
	MX-Z	9 033 201	+20 ... +300	± 0.01	-	-	-	-	-	-	0.24 ... 0.92	16 ... 31	0.03 ... 0.4
Heating circulators	MS-BC4	9 032 504	+20 ... +300	± 0.01	-	-	-	-	-	-	0.24 ... 0.92	16 ... 31	0.03 ... 0.4
	MX-BC6	9 033 506	+20 ... +300	± 0.01	-	-	-	-	-	-	0.24 ... 0.92	16 ... 31	0.03 ... 0.4
	MX-BC12	9 033 512	+20 ... +300	± 0.01	-	-	-	-	-	-	0.24 ... 0.92	16 ... 31	0.03 ... 0.4
	MX-BC26	9 033 526	+20 ... +300	± 0.01	-	-	-	-	-	-	0.24 ... 0.92	16 ... 31	0.03 ... 0.4
Refrigerated circulators	 MS-310F	9 032 713.N1	-30 ... +200	± 0.01	0.26	0.21	0.17	0.10	0.01	-	0.24 ... 0.92	16 ... 31	0.03 ... 0.4
	 MS-450F	9 032 714.N1	-30 ... +200	± 0.01	0.4	0.33	0.24	0.12	0.01	-	0.24 ... 0.92	16 ... 31	0.03 ... 0.4
	 MS-449F	9 032 716.N1	-30 ... +200	± 0.01	0.4	0.31	0.24	0.19	0.05	-	0.24 ... 0.92	16 ... 31	0.03 ... 0.4
	MS-600F	9 032 704	-35 ... +200	± 0.01	0.6	0.44	0.27	0.16	0.04	-	0.24 ... 0.92	16 ... 31	0.03 ... 0.4
	MS-601F	9 032 705	-35 ... +200	± 0.01	0.6	0.44	0.27	0.16	0.04	-	0.24 ... 0.92	16 ... 31	0.03 ... 0.4
	 MS-800F	9 032 715.N1	-40 ... +200	± 0.01	0.8	0.7	0.58	0.35	0.2	0.06	0.24 ... 0.92	16 ... 31	0.03 ... 0.4
	MS-1000F	9 032 707	-50 ... +200	± 0.01	1	0.96	0.7	0.51	0.25	0.11	0.24 ... 0.92	16 ... 31	0.03 ... 0.4
	 MS-1200F	9 032 717.N1	-50 ... +200	± 0.01	1.2	1.05	0.8	0.58	0.33	0.16	0.24 ... 0.92	16 ... 31	0.03 ... 0.4
	 MS-1200FW	9 032 728.N1	-50 ... +200	± 0.01	1.2	1.05	0.8	0.58	0.33	0.16	0.24 ... 0.92	16 ... 31	0.03 ... 0.4
	 MX-1800F	9 033 751.N1	-50 ... +200	± 0.01	1.8	1.5	1.1	0.7	0.4	0.23	0.24 ... 0.92	16 ... 31	0.03 ... 0.4
	 MX-2500F	9 033 752.N1	-50 ... +200	± 0.01	2.5	1.8	1.3	0.85	0.5	0.3	0.24 ... 0.92	16 ... 31	0.03 ... 0.4
Ultra-low Refrigerated Circulators													
	 MS-1000FF	9 032 757.N1	-90 ... +100	± 0.02	1.1	1	0.95	0.9	0.9	0.85	16 ... 31	0.24 ... 0.92	0.03 ... 0.4

Note:

- Units with natural refrigerant are marked with the following symbol: 
- Refrigerated circulators with the letter "W" in their name are water-cooled, while all other refrigerated circulators are air-cooled



MAGIO MS-310F



MAGIO MS-449F



Bath volume (l)	Usable bath opening W x D / BT (cm)	Dimensions W x D x H (cm)	Pt100 connection	USB port	RS232 interface	Ethernet interface	Stakeit interface	Analog interface	Weight (kg)	Classified in accordance with DIN 12876-1	Available mains voltages / heating capacity (kW)				Model
											200-230 V 50/60 Hz	100-115 V 50/60 Hz	115 V 60 Hz	100 V 50/60 Hz	
-	-	34 x 19 x 36	yes	yes	yes	yes	yes	Accessory	7.2	III (FL)	1.6 ... 2	-	1	0.8	MS-Z
-	-	34 x 19 x 41	yes	yes	yes	yes	yes	Accessory	7.6	III (FL)	2.3 ... 3	-	-	-	MX-Z
3 ... 4.5	13 x 15 / 15	23 x 41 x 42	yes	yes	yes	yes	yes	Accessory	11.1	III (FL)	1.6 ... 2	-	1	0.8	MS-BC4
6 ... 7.5	13 x 15 / 20	24 x 44 x 47	yes	yes	yes	yes	yes	Accessory	12.8	III (FL)	2.3 ... 3	-	-	-	MX-BC6
8.5 ... 12	22 x 15 / 20	33 x 49 x 47	yes	yes	yes	yes	yes	Accessory	14.6	III (FL)	2.3 ... 3	-	-	-	MX-BC12
19 ... 26	26 x 35 / 20	39 x 62 x 48	yes	yes	yes	yes	yes	Accessory	21.4	III (FL)	2.3 ... 3	-	-	-	MX-BC26
3 ... 4	13 x 15 / 15	23 x 40 x 65	yes	yes	yes	yes	yes	Accessory	29	III (FL)	1.6 ... 2	-	1	0.8	MS-310F
3 ... 4	13 x 15 / 15	23 x 40 x 65	yes	yes	yes	yes	yes	Accessory	29	III (FL)	1.6 ... 2	-	1	0.8	MS-450F
18 ... 26	28 x 35 / 20	37 x 59 x 69	yes	yes	yes	yes	yes	Accessory	42	III (FL)	1.6 ... 2	-	1	0.8	MS-449F
5 ... 7.5	22 x 15 / 15	33 x 47 x 69	yes	yes	yes	yes	yes	Accessory	38.3	III (FL)	1.6 ... 2	-	1	0.8	MS-600F
8 ... 10	22 x 15 / 20	33 x 47 x 74	yes	yes	yes	yes	yes	Accessory	41.5	III (FL)	1.6 ... 2	-	1	0.8	MS-601F
5 ... 7.5	18 x 13 / 15	33 x 47 x 70	yes	yes	yes	yes	yes	Accessory	44	III (FL)	1.6 ... 2	-	1	0.8	MS-800F
5 ... 7.5	18 x 13 / 15	42 x 49 x 74	yes	yes	yes	yes	yes	Accessory	54.1	III (FL)	1.6 ... 2	-	1	-	MS-1000F
5 ... 7.5	18 x 13 / 15	33 x 47 x 70	yes	yes	yes	yes	yes	Accessory	42	III (FL)	1.6 ... 2	-	1	0.8	MS-1200F
5 ... 7.5	18 x 13 / 15	33 x 47 x 70	yes	yes	yes	yes	yes	Accessory	42	III (FL)	1.6 ... 2	-	1	0.8	MS-1200FW
6.5 ... 11	18 x 13 / 20	40 x 50 x 86	yes	yes	yes	yes	yes	Accessory	61	III (FL)	2.3 ... 3	-	-	-	MX-1800F
6.5 ... 11	18 x 13 / 20	40 x 50 x 86	yes	yes	yes	yes	yes	Accessory	61	III (FL)	2.3 ... 3	-	-	-	MX-2500F
											Available mains voltages / heating capacity (kW)				
											230 V 50 Hz	208-230 V 60 Hz			
7.5 ... 10	13 x 15 / 15	55 x 60 x 94	yes	yes	yes	yes	yes	Accessory	108	III (FL)	1.8		1.8		MS-1000FF

Unless specified otherwise, all data relates to operation at nominal voltage/frequency and an ambient temperature of +20°C. Cooling capacity measured according to DIN 12876-2. For information on the refrigerants used, visit: [www.julabo.com](http://www.julabo.com).



MAGIO MS-1200F



MAGIO MX-2500F

# Extensive range of accessories plus tailored services – for the success of your project

The top priority of JULABO is always to provide our customers with the perfect temperature at the desired time and place. Reliable and reproducible.

For this, first-class technology, as well as excellent service, are essential. With our comprehensive range of services and numerous accessories, we work with you to design the perfect solution for your requirements and ensure the long-term operation of your devices. Trust in our unique wealth of experience and proven expertise right from the start. Together, we get the most out of your project.



## Our range of accessories:

### • Adapters and valves

- Adapters and connectors
- Elbow fittings
- Barbed fittings
- Shut-off valves
- Distributors
- Collar nuts

### • Software, lab automation & device management

### • Electronic plug connectors

### • External Pt100 sensor

### • Sensors

### • Castor platforms and clamps

### • Tubing and insulation

- CR tubing
- Viton tubing
- Silicone tubing
- PTFE tubing
- Metal tubing
- Tubing insulation
- Tube clamps

### • Bath fluids and water bath protective media

### • Bath covers, bath inserts, and bath tanks

### • Booster heaters and booster pumps

### • Flow measurement & flow control

For all accessories and more information, visit  
[www.julabo.com/en/products/accessories](http://www.julabo.com/en/products/accessories)





## Our services:

- **Consulting & project planning**
- **On-site service**
  - Installation & initial operation
  - Leak test
  - Maintenance & preventative maintenance contracts
- **Remote diagnosis & digital support**
- **Repairs & spare parts delivery**
- **Quality assurance and functional testing**
  - IQ/OQ documentation
  - Calibration and manufacturer certificates
- **Service training**
- **1 PLUS warranty**



For information on all JULABO services, visit:  
[www.JULABO.com/en/service](http://www.JULABO.com/en/service)





# JULABO – The right place for high-quality, reliable, and powerful temperature control solutions

JULABO is one of the world's leading manufacturers of temperature control instruments for research, industry and science. For over five decades our premium products have always provided our customers with the exact temperature at the desired time.

Our highly qualified engineers and technicians apply their experience and know-how to constantly improve existing products and develop new, pioneering technologies of the future. Their goal is to always offer our customers the best possible solution. In line with our corporate vision  
>Superior Temperature Technology for a better Life<.



## **Maximum quality.**

Durable, high-quality products thanks to JULABO's proven "Made in Germany" quality.



## **Worldwide presence.**

Our 11 subsidiaries and over 100 sales and service partners around the world guarantee fast, expert support for all JULABO products.



## **Green technology.**

Our products are deliberately engineered with environmentally-friendly materials and technologies.



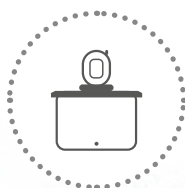
## **100% checked.**

Every JULABO product made must first pass the quality inspection before leaving our manufacturing facilities.

## Product portfolio



**Refrigerated circulators**



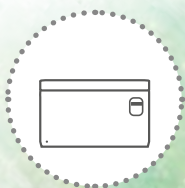
**Heating circulators**



**Highly dynamic temperature control systems**



**Recirculating coolers**



**Water baths & shaking water baths**



**Products for special applications**



**Accessories**



**Services**



## Customized special solutions

### **Didn't find the right product? No problem!**

Not all applications can be temperature controlled with a standard solution. Existing systems may need to be upgraded and expanded. Our Business Unit Solutions has its own in-house development team of engineers and designers and specializes in optimizing or modifying existing equipment in order to meet individual customer requirements.

Our many years of experience and our flexibility provide the perfect basis for meeting exceptional requirements. Together, in an in-depth exchange of ideas, our specialists develop and implement special, tailor-made solutions according to your needs and expectations. We look forward to making the impossible possible!



For more information on our special solutions, visit: [www.julabo.com/en/customizedsolutions](http://www.julabo.com/en/customizedsolutions).





## GERMAN Headquarters

**JULABO GmbH**  
Gerhard-Juchheim-Strasse 1  
77960 Seelbach  
Germany

Tel. +49 7823 51-0  
info.de@julabo.com  
www.julabo.com

**ITALY**  
JULABO Italia SRL  
www.julabo.com

**UK**  
JULABO UK, Ltd.  
www.julabo.com

**FRANCE**  
JULABO France SAS  
www.julabo.com

**NETHERLANDS**  
JULABO Nederland B.V.  
www.julabo.com

**SWITZERLAND**  
JULABO Switzerland LLC  
www.julabo.com

**NORTH AMERICA**  
JULABO USA, Inc.  
www.julabo.us

**JAPAN**  
JULABO Japan Co., Ltd.  
www.julabo-japan.co.jp

**KOREA**  
JULABO Korea Co., Ltd.  
www.julabo-korea.co.kr

**CHINA**  
JULABO Technology (Beijing) Co., Ltd.  
www.julabo.com.cn

**LATIN AMERICA**  
JULABO Latin America  
www.julabo-latinamerica.com

**SINGAPORE**  
JULABO Singapore Pte., Ltd.  
www.julabo.com

**INDIA**  
JULABO India  
www.julabo.com

Plus more than 100 partner  
distributors worldwide

