



Advanced Test Equipment Corp.

www.atecorp.com 800-404-ATEC (2832)

ITECH
YOUR POWER TESTING SOLUTION

Product

IT8600 AC / DC ELECTRONIC LOAD

Features

THD up to 50th

Oscilloscope Function

Parallel/3-Phase Control

Adjustable CF/PF

Multiple Parameters Simultaneously Displayed



IT8600

AC / DC ELECTRONIC LOAD

Your Power Testing Solution



IT8600 AC/DC ELECTRONIC LOAD

IT8600 series AC/DC electronic load has power range 0~14.4 kVA, power can extend up to 43.2KVA by paralleling, and adjustable frequency is 45 Hz ~ 450 Hz. The unique oscilloscope waveform display function of IT8600's can display input voltage & current as waveform. It is equipped with measurement modes for different parameters such as inrush current, peak value, effective value, PF (power factor). Voltage harmonics measurement capacity is up to 50th. The built-in LAN and USB communication interfaces are for reliable and fast control. IT8600 is the perfect solution for testing UPS, inverters, AC power supplies and relevant AC electronic components etc.

Features

- Frequency range: 45 Hz~450 Hz
- Power range: 0~14.4 kVA
- Voltage range: 50~420 Vrms, 15~260 Vrms
- Current range: 0~160 Arms
- Parallel connection/ three-phase control, power can extend up to 43.2kVA
- 7" LCD screen
- Oscilloscope function supporting display of voltage and current waveform
- High-speed AD sampling, real-time capture waveform
- Measure Vrms, Vpk, Vdc, Irms, Ipk, Idc, W, VA, VAR,CF, PF and FREQ
- Measures THD (V) up to 50th Harmonic
- AC electronic load: CC/CR/CP mode
- DC electronic load: CC/CR/CP/CV mode *1
- External 0~10 V analog control input, voltage and current analog monitoring function *2
- OTP, OCP, OVP, UVP and OPP protection function
- LAN and USB communication interfaces and external USB flash disk interface *3

*1 Only IT8615 and IT8615L are with CV function

*2 Only IT8615 and IT8615L have external analog function

*3 For any GPIB interface option request , check with ITECH for availability.

Model	Voltage	Current	Power	Output
IT8615	50~420 Vrms	20 Arms	1800 VA	1φ
IT8615L	15~260 Vrms	20 Arms	1800 VA	1φ
IT8616	50~420 Vrms	40 Arms	3600 VA	1φ
IT8617	50~420 Vrms	60 Arms	5400 VA	1φ or 3φ
IT8624	50~420 Vrms	80 Arms	7200 VA	1φ

Model	Voltage	Current	Power	Output
IT8625	50~420 Vrms	100 Arms	9000 VA	1φ
IT8626	50~420 Vrms	120 Arms	10.8 kVA	1φ
IT8627	50~420 Vrms	140 Arms	12.6 kVA	1φ
IT8628	50~420 Vrms	160 Arms	14.4 kVA	1φ

Applications

- UPS
- Inverter
- Frequency converter
- Generator
- AC power supply
- Electronic component



Display Multiple Parameters Simultaneously

IT8600 provides 7 inch LCD display screen, easy user interface. Give full consideration to engineers' requirements in different tests, IT8600 not only can display multiple parameters simultaneously, but also has diversified display modes for choice, such as waveform, histogram and list etc.



Harmonic Measuring And Analysis Function

IT8600 provides powerful data measurement function, which can not only support measurement of conventional parameters such as Vrms, Vpk, Vdc, Irms, Ipk, Idc, W, VA, VAR, CF, PF and Freq, but also provide unique voltage harmonic analysis function to verify the harmonic interference of the object (UPS, generators, etc.) to be measured over the grid. The harmonic measurement function supports analysis up to the 50th voltage harmonic and it can display the percentage of each harmonic analysis results in different forms.

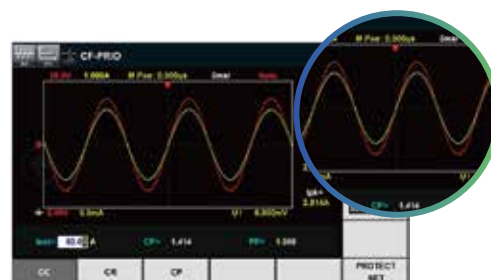


BAR

LIST

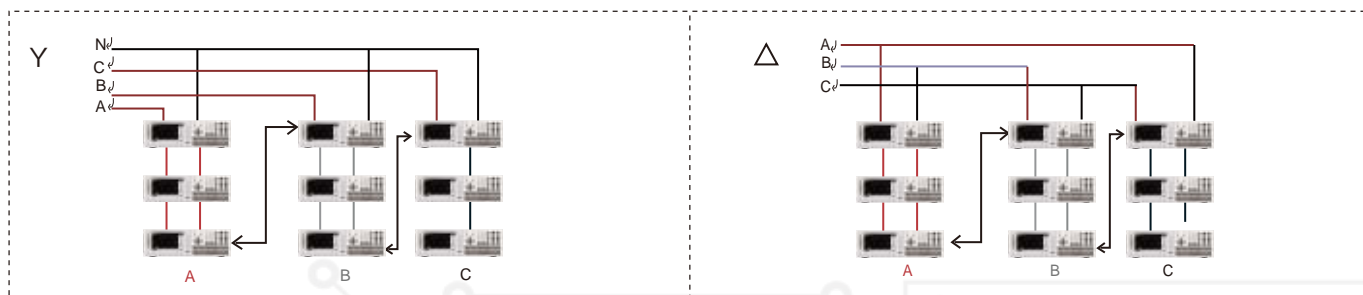
Oscilloscope Function

The most unique highlight of IT8600 lies in the oscilloscope display function, which can display the input voltage and current waveform of the device under test measured. Through the screenshot function key to save the current screen picture to peripheral storage disk by the front USB interface, easy for the second analysis.



Parallel/3-Phase Control

IT8600 provides parallel and 3-phase functions for three-phase and high-power applications, power can extend up to 43.2kVA after paralleling. In 3-phase applications, users can make in star or in delta connection according to their specific requirements. IT8600 is available for AC 380V input to meet diverse test requirements.



I/V Monitor

IT8600 AC/DC electronic load is with I/V monitor and allow users to observe current and DUT output voltage through connecting to oscilloscope of BNC. The function is very useful for users to monitor the change of voltage and current by waveforms. Not only simplify the wiring, improve the measurement accuracy, but also save test cost without oscilloscope current probe.

* Only IT8615 and IT8615L have external analog function

Your Power Testing Solution

IT8600 AC/DC Electronic Load

Parameters		IT8615	IT8615L
AC Section			
Rated parameter	Input voltage	50~420 Vrms , 600 V peak	15~260 Vrms , 360 V peak
	Current	0~20 Arms ,60 Apeak	0~20 Arms ,60 A peak
	Power	0~1800VA	0~1800VA
	Frequency	45~450 Hz	45~450Hz
CC Mode *1	Range	0.1~20 Arms	0.1~20 Arms
	Resolution	2mA	2mA
	Accuracy	±(0.1%+0.2%FS)	±(0.1%+0.2%FS)
CR Mode *2	Range	3 Ω~2.5 KΩ	3Ω~2.5 KΩ
	Resolution	16 bit	16 bit
	Accuracy	0.2% +0.01 S	0.2% +0.01 S
CP Mode	Range	1800VA	1800VA
	Resolution	0.4W	0.4W
	Accuracy	0.5%+0.5% FS	0.5%+0.5% FS
Crest factor (CP,CC mode)	Range	1.414~5.0	1.414~5.0
	Resolution	0.005	0.005
	Accuracy	(0.5% / Irms) + 1% FS	(0.5% / Irms) + 1% FS
Power factor	Range	0~1 phase lead or lag	0~1 phase lead or lag
	Resolution	0.001	0.001
DC Section			
Input rating	voltage	10~ 600V	10~ 360V
	current	0.1~20A	0.1~20A
	power	0~1800W	0~1800W
Operation modes		CC/CV/CR/CP	CC/CV/CR/CP
Short-circuit simulation		Use the CC mode under the maximum power or maximum working current	
Meter			
Current	Range	0~60A	0~60A
	Resolution	1mA	1mA
	Accuracy	0.1%+0.2%FS+0.1%*CF^2*KHZ	0.1%+0.2%FS+0.1%*CF^2*KHZ
Voltage	Range	0~600V	0~360V
	Resolution	10mV	10mV
	Accuracy	0.1%+0.1%FS	0.1%+0.1%FS
Meter (continue)			
Others		S(VA), Q(VAR), P(W), Ip+, Ip-, Freq, THDv, CF, PF, R, FFT	
Other			
Voltage Monitor		±600 V/±10 V(Isolated)	±360 V±10 V(Isolated)
Current Monitor		±60 A/±10 V(Isolated)	±60 A±10 V(Isolated)
Protection		OCP/OVP/OPP/OTP	OCP/OVP/OPP/OTP
Interfaces		USB/LAN *	USB/LAN *
Dimension(W*H*D)		3U	3U


*1 Typical value at 45 Hz-100 Hz

*2 Resistance accuracy: $(1/(1/R+(1/R)*0.2\%+0.01), 1/(1/R-(1/R)*0.2\%-0.01))$

Test conditions: Voltage>10%FS, Current>10%FS

*3 Operating temperature: 0-40 C , Temperature coefficient: 100ppm/ C

* For any GPIB interface option request , check with ITECH for availability.



YOUR POWER TESTING SOLUTION

This information is subject to change without notice. For more information, please contact ITECH.

Taipei

Add: No.918, Zhongzheng Rd., Zhonghe Dist., New Taipei City 235, Taiwan
Web: www.itechate.com
TEL: +886-3-6684333
E-mail: info@itechate.com



ITECH Web



ITECH Facebook



ITECH LinkedIn