




# Advanced Test Equipment Corp.

*Rentals • Sales • Calibration • Service*

## PCJ 9201B CALIBRATION JIG FOR CURRENT PROBES



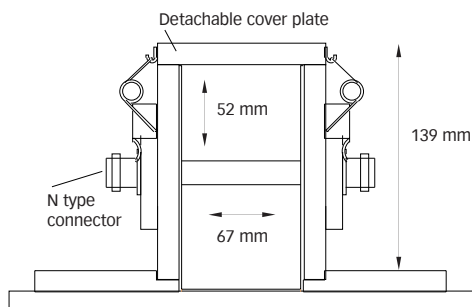
PCJ 9201B calibration jig

- Calibration jig for current probes
- Meets ISO 11452-4, RTCA/DO-160 section 20, MIL-STD-461 CS114 and IEC/EN 61000-4-6
- Ruggedly designed
- Enhanced VSWR up to 400 MHz


The standards RTCA/DO-160 section 20 (Environmental Conditions and Test Procedures for Airborne Equipment Section 20: Radio Frequency Susceptibility (Radiated and Conducted)), MIL-STD-461 (REQUIREMENTS FOR THE CONTROL OF ELECTROMAGNETIC INTERFERENCE CHARACTERISTICS OF SUBSYSTEMS AND EQUIPMENT) and IEC/EN 61000-4-6 (Testing and measurement techniques – Immunity to conducted disturbances, induced by radio-frequency fields) define a method for test level setting in a calibration jig. The PCJ 9201B meets all the requirements and additionally provides a save way for measuring the insertion loss of current sensing probes and monitoring probes. The enhanced VSWR offers measurements in range up to 400 MHz.

### Technical specifications

Frequency range:	DC up to 400 MHz
Nominal impedance:	50 $\Omega$
VSWR (without the current probe installed in the jig, typical values in the graph)	
10 kHz	$\leq 1.10 : 1$
1 MHz	$\leq 1.10 : 1$
10 MHz	$\leq 1.14 : 1$
30 MHz	$\leq 1.22 : 1$
100 MHz	$\leq 1.50 : 1$
200 MHz	$\leq 2.00 : 1$
300 MHz	$\leq 2.75 : 1$
400 MHz	$\leq 3.50 : 1$
Dimension (LxWxH):	260 mm x 181 mm x 150 mm
Probe diameter max.:	115 mm
Probe window diameter min.:	16 mm
Probe wide max.:	67 mm
Connector:	N-type female
Weight:	approx. 4.5 kg
Operating temperature:	+5°C to +45°C

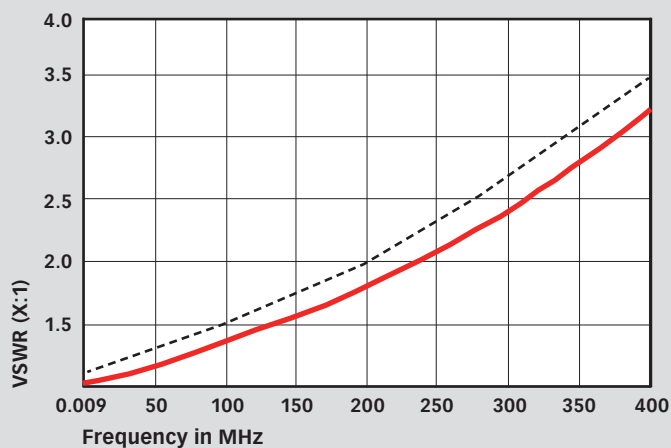


## PCJ 9201B CALIBRATION JIG FOR CURRENT PROBES

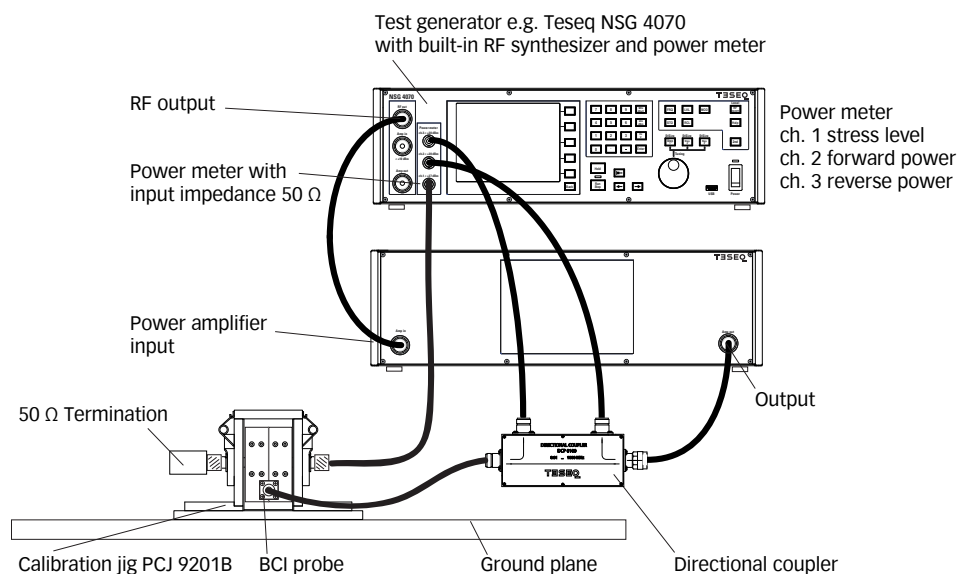


PCJ 9201B calibration jig, side view

VSWR (without the current probe installed in the jig) - - - Maximum VSWR for RTCA/DO-160 section 20 and MIL-STD-461 CS114, — typical value for PCJ 9201B



Test level setting in a 50  $\Omega$  system (e.g. BCI automotive, MIL-STD-461 CS114 and others)



**TESEO**

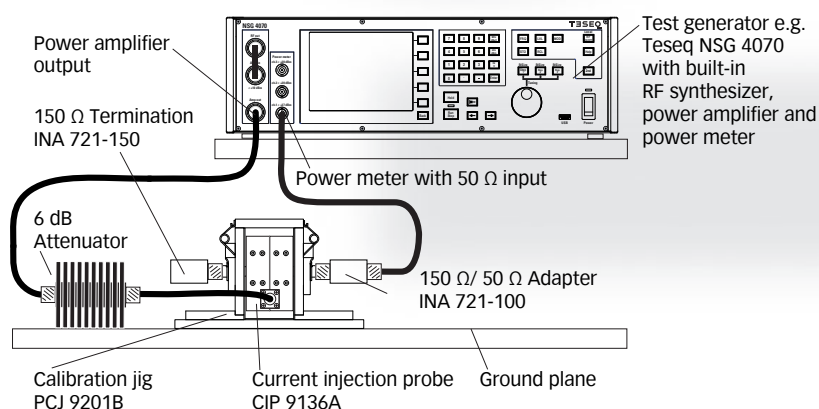
Advanced Test Solutions for EMC

# PCJ 9201B CALIBRATION JIG FOR CURRENT PROBES



INA 721-100, 100  $\Omega$  passageway,  
INA 721-150, 150  $\Omega$  termination

Test level setting in a 150  $\Omega$  system (e.g. IEC/EN 61000-4-6 current clamp injection)



## Model No. and options

Part number	Description
252052	PCJ 9201B Calibration jig for current probes, meets ISO 11452-4, RTCA/DO-160 section 20, MIL-STD-461 and IEC/EN 61000-4-6
403-403	INA 721-100 Adapter for IEC/EN 61000-4-6, 100 $\Omega$ passageway, 2x N connector
403-404	INA 721-150 150 $\Omega$ termination for IEC/EN 61000-4-6, N connector
252054	FIX MD4070 Positioning fixture for MD 4070 in PCJ 9201

**AMETEK CTS Europe GmbH**  
Landsberger Str. 255 · 12623 Berlin · Germany  
T +49 30 56 59 88 35 F +49 30 56 59 88 34  
customer@cts.ametek.com  
[www.ametek-cts.com](http://www.ametek-cts.com)

© December 2021 Teseq®  
Specifications subject to change without notice.  
Teseq® is an ISO-registered company. Its products are designed and manufactured under the strict quality and environmental requirements of the ISO 9001. This document has been carefully checked. However, Teseq® does not assume any liability for errors or inaccuracies.

82-252052 E02 December 2021