


VASII SERIES

PNEUMATIC VERTICAL SHOCK TESTER



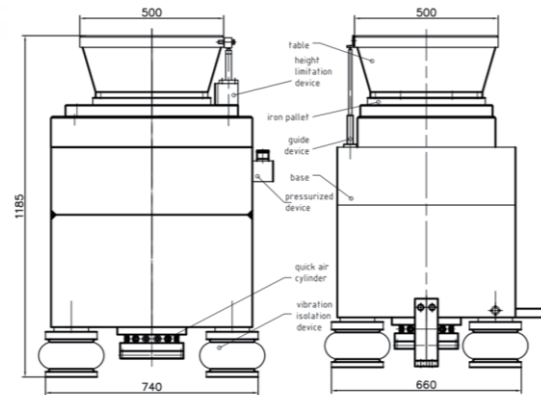
Isolation Air Bag
No foundation



TOP VAS SERIES

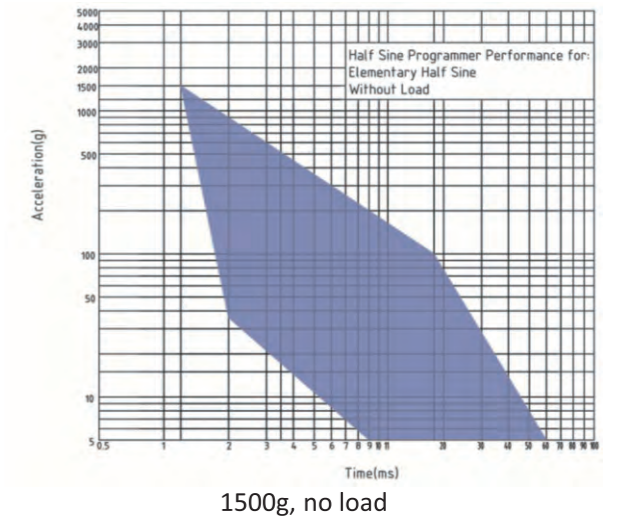
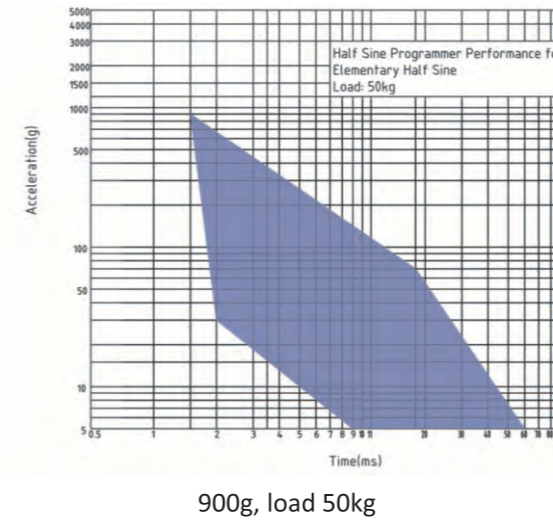
ETS VAS series are industrial-quality pneumatic shock machine with high degree of automation, and simple operation. They can be used for the shock test of conventional half-sine wave, post-peak saw-tooth wave, and trapezoidal wave etc.

VAS series are used for the test of the lab analog product's ability to withstand the shock of destruction in actual application, so as to evaluate the product's adaptability to the shock environment and optimize the structure strength.



- High shock acceleration level up to 1,500g
- Vertical displacement limit protection
- Lifting height can be adjusted
- Pneumatic driven shock system available for laboratory where ceiling is a constraint
- Windows based PC control system
- Bump test capability of up to 110 pulses per minute
- Customized solutions

LOGARITHMIC TABLE



SPECIFICATIONS

System Model	VAS II 400	VAS II 500	VAS II 600	VAS II 700	VAS II 800	VAS II 1000	VAS II 1200	
Shock Testing Performance								
Table Size (mm)	400x400	500x500	600x600	700x700	800x800	1000x1000	1200x1200	
Max. Specimen Weight (kg)	50	100	200	300	500	600	800	
Peak Acceleration (g)	Half-sine	5-1500	5-1500	5-900	5-600	5-500	5-350	
	Trapezoidal	15-100				15-60	15-40	15-30
	Saw-tooth	15-100						
Pulse Duration (ms)	Half-sine	1.2-50	1.2-50	1.5-50	2-50	2.5-50	3.5-50	
	Trapezoidal	6-25						4-50
	Saw-tooth	6-18						
Shock Distance Range (mm)	0-520				0-550			
Max. Velocity Change without load (m/s)	12	11.8	9.2	8.6	8.2	7.8	7.6	
Bump Testing Performance								
Waveform	Half-sine							
Acceleration (g)	5-250	5-200	5-180	5-150	5-120	5-90	5-80	
Pulse Duration (ms)	1.5-40	1.8-40	2-40	2.5-40	3-40	4-40	4.5-40	
Drop Height Range (mm)	0-200							
Pulse Rate (without load) (BPM)	1-110		1-100		1-80	1-70	1-60	
Pulse Rate (rated load) (BPM)	1-90		1-80		1-60			
Max. Velocity Change without load (m/s)	3.8	3.8	3.6	3.2	3	2.6	2.4	
Air Supply (shock) (m ³ /min/8kg/cm ²)	0.8		1.6			2		
Air Supply (bump) (m ³ /min/8kg/cm ²)	1.6		2	3.2		4		
Power Supply Requirements	Single-phase and 3-phase electric power							
Environmental Conditions	0°C-40°C, ≤90%RH (25°C), no condensation							

1. Specifications are subject to change without notice.
 2. Maximum Specimen Weight and Stroke can be customized according to the requirements.
 3. Maximum acceleration can reach up to 1500 g if the small distortion of the rear half of the half-sine waveform is not considered.
 4. Maximum Acceleration, Pulse Duration and Velocity Change vary considerably depending on the table weight, specimen weight and programming material. The values listed are to be used as guidelines only.
 5. Shocks per minute depends on the Acceleration and Pulse Duration.
 6. Cycling rate during bump testing depends on the Acceleration and Pulse Duration. The maximum cycling rate can be achieved only when the velocity change is less than 2m/s.
 * When the Velocity Change is less than 1 m/s, the bump testing may be unstable.
 * The Maximum Acceleration and Velocity Change may decrease as the weight of the specimen increases.

NOTE

The equipment specifications on these pages are for general reference only. Please submit a request to your ETS sales representative to get a complete system specification for a shock tester to meet your requirements.